



Say **Hello** to TELL

## Meet TELL, the Test of English Language Learning.

It's unlike any test you've seen, touched, or heard. TELL™ is a tablet-delivered, language proficiency assessment for grades K–12. It takes 20–50 minutes for students to complete. English language learners (ELLs) read, speak, and answer questions out loud, and TELL captures their oral responses using innovative speech recognition technology. ELLs watch exciting video clips and interact with pictures and words. Scoring is automatic! TELL screens, diagnoses, and monitors ELL progress throughout the year.

### Fun and informative—all in one.

The first tablet-based ELL testing system designed with Progress Monitoring in mind!



#### SCREEN

Identify students' English language proficiency level and inform program decisions.



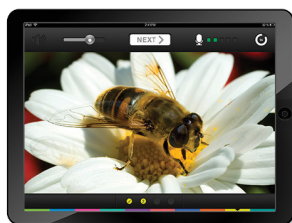
#### DIAGNOSE

Profile abilities and skill levels to establish a baseline at the beginning and compare with the end-of-year diagnostic to determine growth.

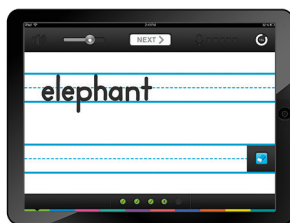


#### MONITOR PROGRESS

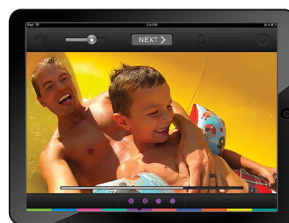
No other assessment includes an authentic progress monitoring tool that measures language growth, with eight forms for grades K–12. Use key data to inform instruction throughout the year—a capability no other language assessment can provide.



Name It!



Write It!



Describe It!



TELL It!



Pearson

Name It, Write It, Describe It, TELL It!



# TELL Reports

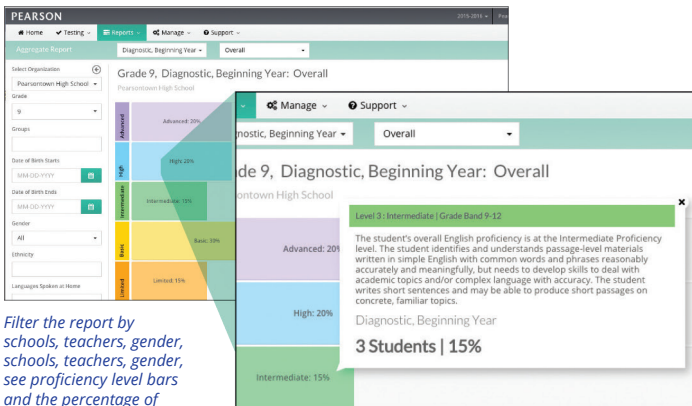
With reports available in minutes, teachers will know quickly where ELLs are in relation to proficiency levels, helping them make informed instructional decisions.

## Comparing TELL Scores to ELD Assessment Results

Back to School 2016 Parent and Multi-Year Reports

The relationship between TELL overall scores and scores on other large-scale ELD assessments was established through a large data collection. Our resulting score concordance tables allow you to estimate how a student might score on a summative language proficiency assessment based on his or her TELL results. The four large-scale assessments mapped in this way are WIDA ACCESS 2.0 for ELLS®, AZELLA, CELDT, and TELPAS. These concordance tables help make TELL scores more meaningful for teachers and administrators.

All reports can be exported into Excel and uploaded into a Student Information System.



Filter the report by schools, teachers, gender, schools, teachers, gender, see proficiency level bars and the percentage of students at each level.

Select any proficiency level to see the grade band, proficiency level descriptor, the test name (e.g., Diagnostic, Beginning Year), the number of students at this level, and the percentage of students at this level.

Student ID	Overall Score	Reading Score	Writing Score	Speaking Score	Listening Score
Lastname1001, Alex	513	505	505	513	513
Lastname1002, Kara	505	505	505	505	505
Lastname1003, Dean	517	517	517	517	517
Lastname1004, Abby	512	512	512	512	512
Lastname1005, Danny	523	523	523	523	523
Lastname1006, Jaxon	525	525	525	525	525
Lastname1007, Isabella	573	573	573	573	573
Lastname1008, Shuan	511	511	511	511	511
Lastname1009, Mitchell	511	511	511	511	511
Lastname1010, Hayden	541	541	541	541	541
Lastname1011, Denmark	510	510	510	510	510

Select any student's domain score to see a performance description for that proficiency level, subskill scores within the domain, and the percentage of test questions the student answered.



## Funding for TELL

TELL is eligible for a wide variety of education funding sources. To learn more about school funding opportunities, visit [pearsonTELL.com/resources](http://pearsonTELL.com/resources).

## There's a lot more to TELL

TELL is convenient, flexible, and scalable, so it can be easily delivered to just one student or to groups of students.

To learn more, contact 800.328.5999 or visit [pearsonTELL.com](http://pearsonTELL.com)