



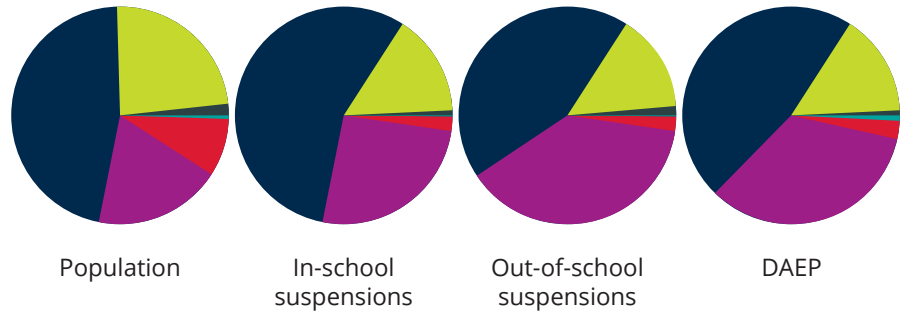
Pearson



Review360: Addressing Disproportionality and Reducing Suspensions

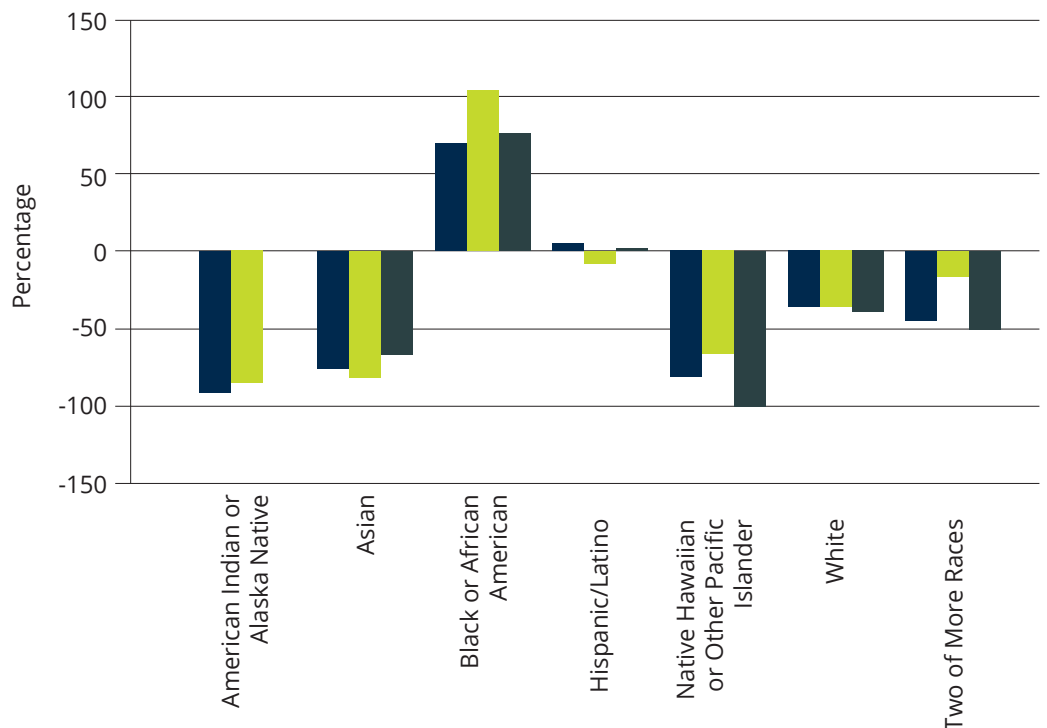
Representation Graphics

- Hispanic/Latino
- White
- Two or More Races
- American Indian or Alaska Native
- Asian
- Black or African American
- Native Hawaiian or Other



Disproportionality Ratio

- In-school suspensions
- Out-of-school suspensions
- DAEP



Review360: Case Studies—Brownsville ISD

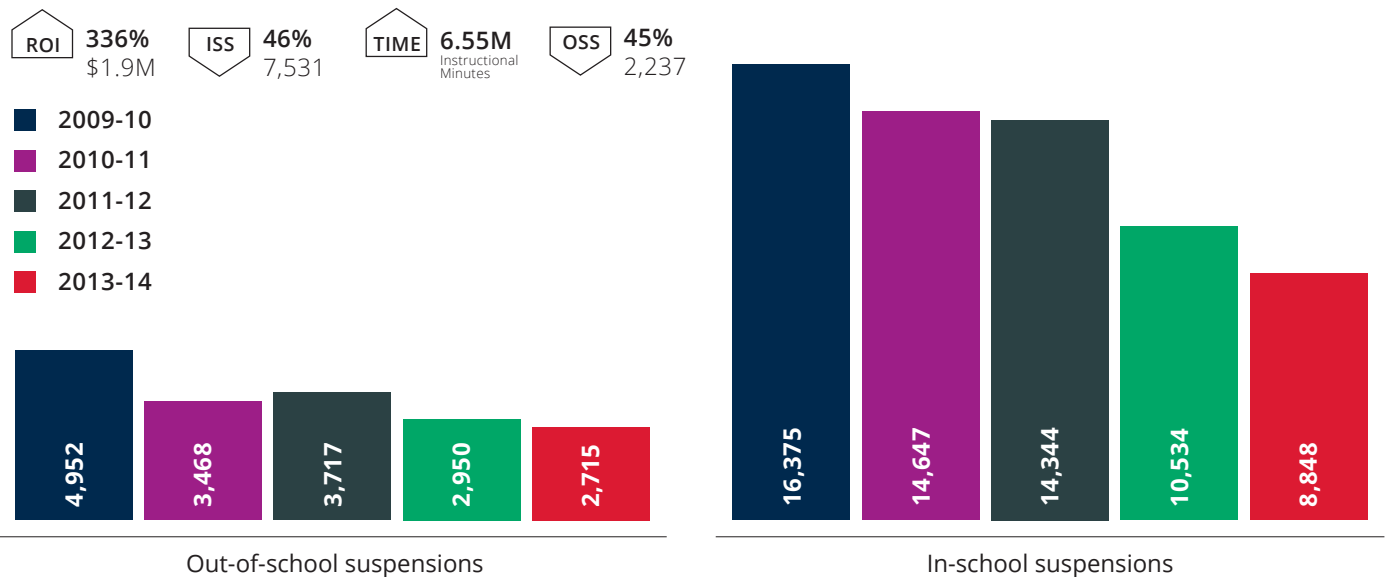
Demographics

- Large urban school district
- 52,000 students
- 96% economically disadvantaged
- 92% Hispanic origin
- 30% limited English proficiency

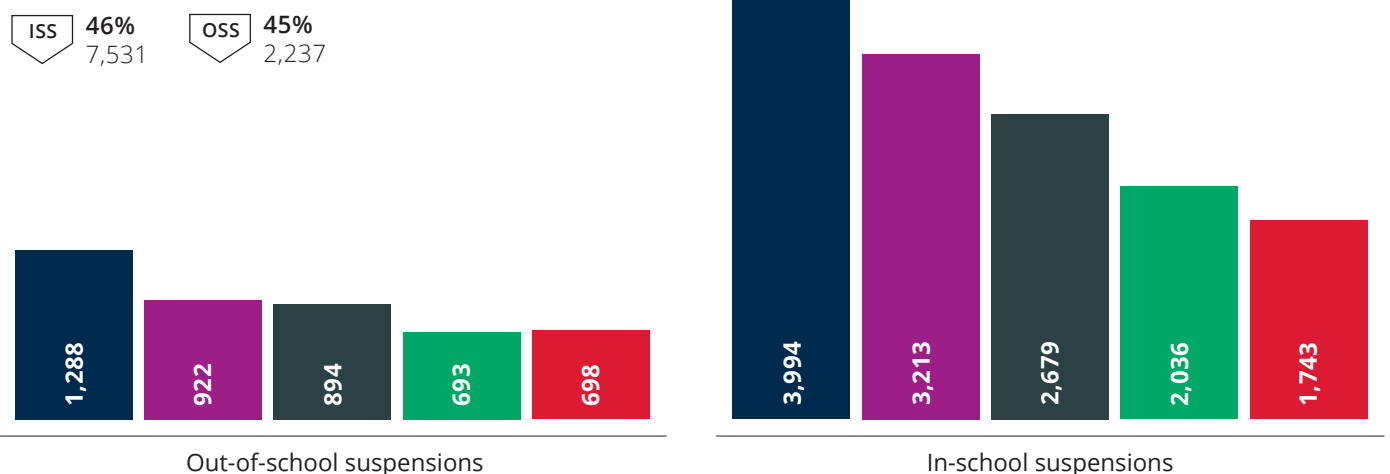
Group-to-group disproportionality comparisons are not available for minority student groups and economically disadvantaged students, given the high percentages of Hispanic and Economically Disadvantaged students enrolled in Brownsville schools (+90%). However, reductions in overall student suspensions represent a positive impact on the reduction of disciplinary disproportionality (Kim, et al., 2010; Losen & Gillespie, 2014; and OCR, 2014).

Reducing Suspensions & Recouping Resources

All District-wide Suspensions by Year



Special Education Suspensions by Year



Review360: Case Studies—Goose Creek ISD

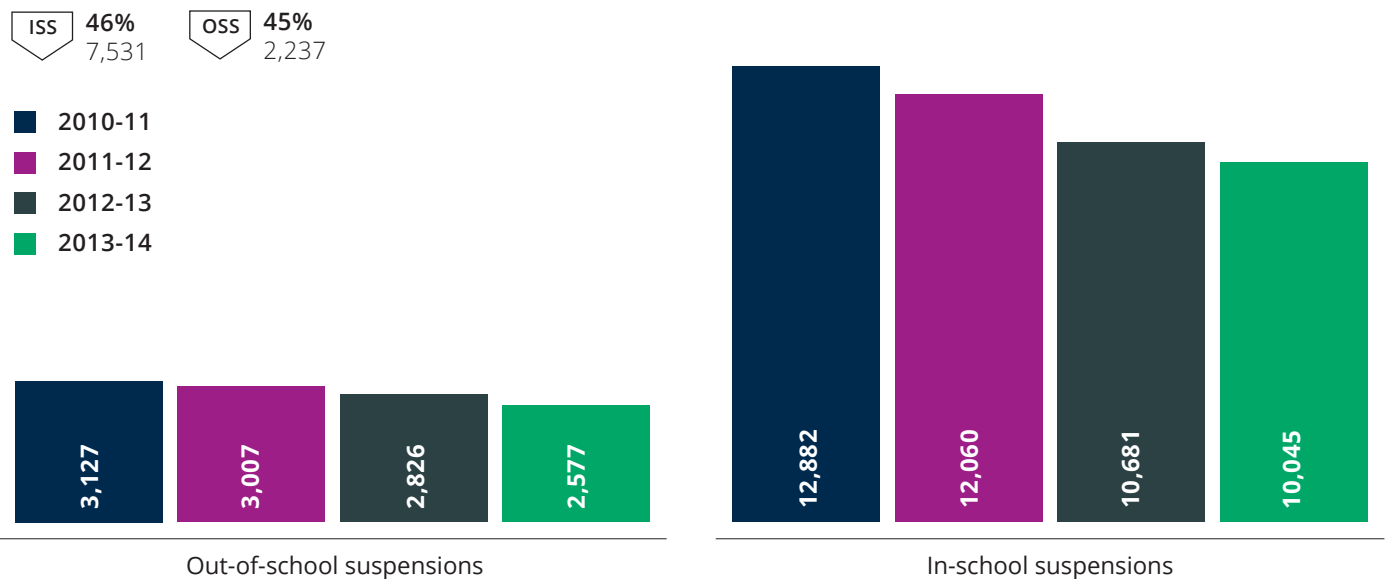
Demographics

- A more diverse and balanced environment
- 22,228 students
- 16% black students
- 58% Hispanic students
- 23% white students

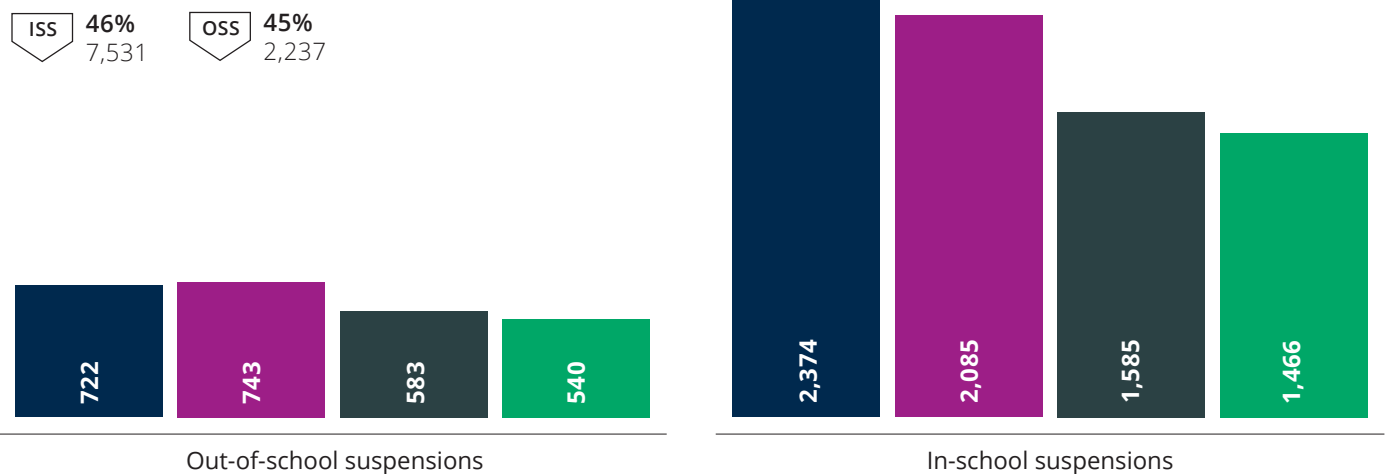
Goose Creek ISD affords the opportunity to examine the impact of Review360 on the disciplinary disproportionality exhibited in the black student group as well as reductions in overall suspensions. Prior to the implementation of Review360, Goose Creek ISD had a level of out-of-school suspensions for black students that matched the OCR (2014) benchmarks demarking a critical need.

Reducing Suspensions District-wide

All District-wide Suspensions by Year



Special Education Suspensions by Year



Review360: Case Studies—Goose Creek ISD

Closing the Equity Gap

Disproportional Representation in OSS | Student Group by Year

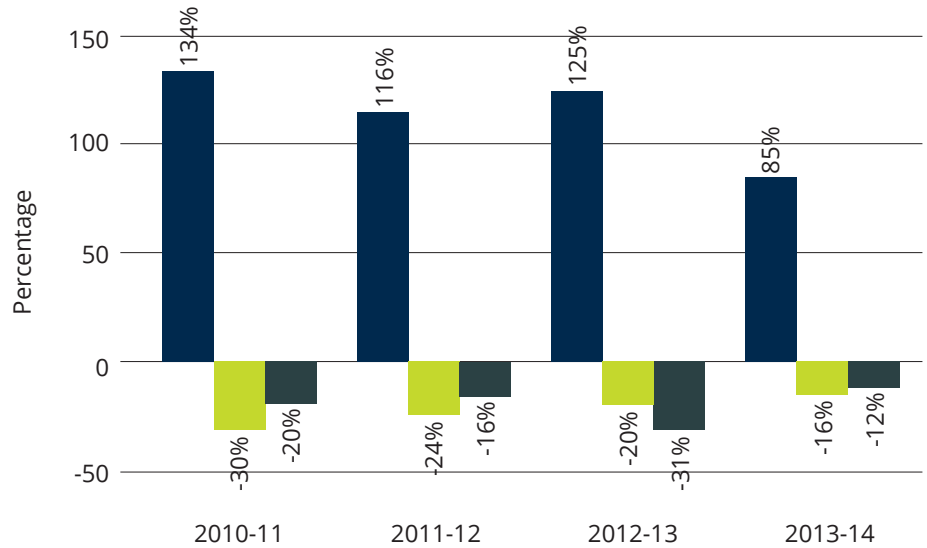
- Black
- Hispanic
- White

Black Students

- Consistently over-represented in OSS
- Decreased significantly from 134% to 85% in year three

Hispanic and White Students

- Under-represented in OSS
- Movement toward equitable representation is trending over the three years



Recoupment of Instructional Time

Disproportional Representation in OSS | Student Group by Year

Black Student Group	2010-11	2011-12	2012-13	2013-14	3 Year Total
<i>Review360 Implementation</i>	<i>Discipline</i>		<i>Full</i>		
Number of Out-of-School Suspensions	1,208	1,063	1,016	750	
Reduction in OSS from Baseline		145	192	458	795
Reduction in Days Removed From School		435	576	1,374	2,385
Recoupment of Instructional Minutes		136,590	180,864	431,436	748,890
Recoupment of Instructional Hours		2,277	3,014	7,191	12,482

