






















# Q-interactive Reporting Summary

Q-interactive®

	Score Report	Excel Export
	• (with interpretive report)	
	•	
	•	•
	•	
	•	•
	•	•
	•	
	•	
	•	•
	•	
	•	
	•	
	•	
	•	
		•
		•
	Data is best viewed on Central, on the Assessment's Battery and Results page!	
	•	
		•

Learn more at [PearsonAssessments.com/Q-interactive](https://PearsonAssessments.com/Q-interactive)