

Group Summary Report | 1st Grade

SCHOOL: Pearson School 5
DISTRICT: Pearisontown District
GRADE: 1

TEST DATE: 02/28/2020
TEST: Spring Level 2, Form A

PAGE: 1 of 1


Total Number Tested = 7

Student Name	Word Reading		Word Meaning		Vocabulary Composite					Sentence Comp.		Passage Comp.		Comprehension Composite					Total Reading Composite					Listening Comp.					
	RS	Stanine	RS	Stanine	RS	Stanine	%ile	GE	SS	NCE	RS	Stanine	RS	Stanine	RS	Stanine	%ile	GE	SS	NCE	RS	Stanine	%ile	GE	SS	NCE	GSV	RS	Stanine
Lastname 54, Student Sample54	1	1	13	1	14	1	%				7	2	0	1	7	1	%				21	1	%				303	0	1
Lastname 55, Student Sample55	1	1	6	1	7	1	%				4	1	0	1	4	1	%				11	1	%				279	0	1
Lastname 1, Student Sample1	4	1	20	2	24	1	1%	1.0	68	5	10	3	4	1	14	2	5%	1.2	76	16	38	1	<1%	1.0	67	4	332	1	1
Lastname 2, Student Sample2	5	1	17	2	22	1	<1%	K.9	66	2	8	2	7	2	15	2	6%	1.2	77	18	37	1	<1%	1.0	66	2	331	2	1
Lastname 3, Student Sample3	3	1	22	2	25	1	2%	1.0	68	5	5	2	7	2	12	2	4%	1.0	73	12	37	1	<1%	1.0	66	2	331	4	1
Lastname 4, Student Sample4	4	1	8	1	12	1	<1%		55	1	2	1	8	2	10	1	2%	K.9	70	8	22	1	<1%		57	1	305	1	1
Lastname 5, Student Sample5	3	1	20	2	23	1	<1%	K.9	67	4	3	1	5	1	8	1	1%	K.8	67	4	31	1	<1%	K.9	63	1	321	3	1
Average GSV																									315				

NC = Number Correct
NA = Number Attempted
PC = Percent Correct
Desc = Descriptor (S)trength, (A)verage, (W)eakness

Vocabulary Composite = Word Reading + Word Meaning
Comprehension Composite = Sentence Comprehension + Passage Comprehension
Total Reading Composite = Vocabulary Composite + Comprehension Composite
GSV = Growth Scale Values

Report Date: 04/02/2021



Group Summary Report | 1st Grade

SCHOOL: Pearson School 5
DISTRICT: Pearsontown District
GRADE: 1

TEST DATE: 03/04/2020
TEST: Spring Level 2, Form B

PAGE: 1 of 1


Total Number Tested = 5

Student Name	Word Reading		Word Meaning		Vocabulary Composite						Sentence Comp.		Passage Comp.		Comprehension Composite						Total Reading Composite						Listening Comp.		
	RS	Stanine	RS	Stanine	RS	Stanine	%ile	GE	SS	NCE	RS	Stanine	RS	Stanine	RS	Stanine	%ile	GE	SS	NCE	RS	Stanine	%ile	GE	SS	NCE	GSV	RS	Stanine
Lastname 10, Student Sample10	2	1	12	1	14	1	<1%		58	1	9	3	2	1	11	1	3%	K.9	72	11	25	1	<1%	K.8	59	1	311	7	1
Lastname 6, Student Sample6	4	1	7	1	11	1	<1%		<55	<1	4	1	9	3	13	2	4%	1.1	74	13	24	1	<1%		58	1	309	4	1
Lastname 7, Student Sample7	3	1	6	1	9	1	<1%		<55	<1	1	1	3	1	4	1	<1%		<55	<1	13	1	<1%		<55	<1	285	4	1
Lastname 8, Student Sample8	4	1	11	1	15	1	<1%		59	1	1	1	3	1	4	1	<1%		<55	<1	19	1	<1%		<55	<1	299	4	1
Lastname 9, Student Sample9	3	1	11	1	14	1	<1%		58	1	6	2	2	1	8	1	1%	K.8	66	2	22	1	<1%		57	1	305	3	1
Average GSV																										302			

NC = Number Correct
NA = Number Attempted
PC = Percent Correct
Desc = Descriptor (S)trength, (A)verage, (W)eakness

Vocabulary Composite = Word Reading + Word Meaning
Comprehension Composite = Sentence Comprehension + Passage Comprehension
Total Reading Composite = Vocabulary Composite + Comprehension Composite
GSV = Growth Scale Values

Report Date: 04/02/2021



Group Summary Report | 4th Grade

SCHOOL: Pearson School 5
DISTRICT: Pearsontown District
GRADE: 4

TEST DATE: 03/04/2020
TEST: Spring Level 4, Form B

PAGE: 1 of 1

Total Number Tested = 1


Student Name	Vocabulary						Sentence Comprehension		Passage Comprehension		Comprehension Composite						Total Reading Composite						Listening Comprehension		
	RS	Stanine	%ile	GE	SS	NCE	RS	Stanine	RS	Stanine	RS	Stanine	%ile	GE	SS	NCE	RS	Stanine	%ile	GE	SS	NCE	GSV	RS	Stanine
Lastname 56, Student Sample56	2	1	%				1	1	1	1	2	1	%				4	1	%				337	1	1
Average GSV																							337		

SAMPLE REPORT

NC = Number Correct
NA = Number Attempted
PC = Percent Correct
Desc = Descriptor (S)trength, (A)verage, (W)eakness

Comprehension Composite = Sentence Comprehension + Passage Comprehension
Total Reading Composite = Vocabulary + Comprehension Composite
GSV = Growth Scale Values

Report Date: 04/02/2021



Group Summary Report | 2nd Grade

SCHOOL: Pearson School 5
DISTRICT: Pearsontown District
GRADE: 2

TEST DATE: 02/28/2020
TEST: Spring Level 2, Form A

PAGE: 1 of 1

Total Number Tested = 1


Student Name	Word Reading		Word Meaning		Vocabulary Composite				Sentence Comp.		Passage Comp.		Comprehension Composite				Total Reading Composite						Listening Comp.						
	RS	Stanine	RS	Stanine	RS	Stanine	%ile	GE	SS	NCE	RS	Stanine	RS	Stanine	RS	Stanine	%ile	GE	SS	NCE	RS	Stanine	%ile	GE	SS	NCE	GSV	RS	Stanine
Lastname 17, Student Sample17	4	1	9	1	13	1	%				4	1	7	2	11	1	%				24	1	%				309	3	1
																									Average GSV				309

SAMPLE REPORT

NC = Number Correct
NA = Number Attempted
PC = Percent Correct
Desc = Descriptor (S)trength, (A)verage, (W)eakness

Vocabulary Composite = Word Reading + Word Meaning
Comprehension Composite = Sentence Comprehension + Passage Comprehension
Total Reading Composite = Vocabulary Composite + Comprehension Composite
GSV = Growth Scale Values

Report Date: 04/02/2021



Group Summary Report | 2nd Grade

SCHOOL: Pearson School 5
DISTRICT: Pearsontown District
GRADE: 2

TEST DATE: 02/28/2020
TEST: Spring Level 2, Form B

PAGE: 1 of 1

Total Number Tested = 1


Student Name	Word Reading		Word Meaning		Vocabulary Composite				Sentence Comp.		Passage Comp.		Comprehension Composite				Total Reading Composite						Listening Comp.						
	RS	Stanine	RS	Stanine	RS	Stanine	%ile	GE	SS	NCE	RS	Stanine	RS	Stanine	RS	Stanine	%ile	GE	SS	NCE	RS	Stanine	%ile	GE	SS	NCE	GSV	RS	Stanine
Lastname 18, Student Sample18	2	1	5	1	7	1	%				7	2	10	3	17	2	%				24	1	%				309	4	1
																									Average GSV				309

SAMPLE REPORT

NC = Number Correct
NA = Number Attempted
PC = Percent Correct
Desc = Descriptor (S)trength, (A)verage, (W)eakness

Vocabulary Composite = Word Reading + Word Meaning
Comprehension Composite = Sentence Comprehension + Passage Comprehension
Total Reading Composite = Vocabulary Composite + Comprehension Composite
GSV = Growth Scale Values

Report Date: 04/02/2021



Group Summary Report | 2nd Grade

SCHOOL: Pearson School 5
DISTRICT: Pearsontown District
GRADE: 2

TEST DATE: 02/28/2020
TEST: Spring Level 3, Form A

PAGE: 1 of 1


Total Number Tested = 5

Student Name	Word Reading		Word Meaning		Vocabulary Composite						Sentence Comp.		Passage Comp.		Comprehension Composite						Total Reading Composite						Listening Comp.		
	RS	Stanine	RS	Stanine	RS	Stanine	%ile	GE	SS	NCE	RS	Stanine	RS	Stanine	RS	Stanine	%ile	GE	SS	NCE	RS	Stanine	%ile	GE	SS	NCE	GSV	RS	Stanine
Lastname 57, Student Sample57	0	1	2	1	2	1	%				1	1	3	1	4	1	%				6	1	%				275	1	1
Lastname 16, Student Sample16	4	1	13	3	17	1	<1%	1.1	59	1	6	1	4	1	10	1	1%	1.1	67	4	27	1	<1%	1.1	61	1	338	3	1
Lastname 19, Student Sample19	2	1	9	2	11	1	<1%	K.8	<55	<1	4	1	4	1	8	1	<1%	1.0	64	1	19	1	<1%	K.9	55	1	321	2	1
Lastname 20, Student Sample20	2	1	7	1	9	1	<1%	K.8	<55	<1	3	1	0	1	3	1	<1%		<55	<1	12	1	<1%		<55	<1	301	2	1
Lastname 11, Student Sample11	2	1	4	1	6	1	<1%		<55	<1	3	1	0	1	3	1	<1%		<55	<1	9	1	<1%		<55	<1	290	1	1
Average GSV																									305				

NC = Number Correct
NA = Number Attempted
PC = Percent Correct
Desc = Descriptor (S)trength, (A)verage, (W)eakness

Vocabulary Composite = Word Reading + Word Meaning
Comprehension Composite = Sentence Comprehension + Passage Comprehension
Total Reading Composite = Vocabulary Composite + Comprehension Composite
GSV = Growth Scale Values

Report Date: 04/02/2021



Group Summary Report | 3rd Grade

SCHOOL: Pearson School 5
DISTRICT: Pearsontown District
GRADE: 3

TEST DATE: 02/28/2020
TEST: Spring Level 3, Form A

PAGE: 1 of 1

Total Number Tested = 1


Student Name	Word Reading		Word Meaning		Vocabulary Composite					Sentence Comp.		Passage Comp.		Comprehension Composite					Total Reading Composite							Listening Comp.			
	RS	Stanine	RS	Stanine	RS	Stanine	%ile	GE	SS	NCE	RS	Stanine	RS	Stanine	RS	Stanine	%ile	GE	SS	NCE	RS	Stanine	%ile	GE	SS	NCE	GSV	RS	Stanine
Lastname 27, Student Sample27	8	1	7	1	15	1	%				6	1	6	1	12	1	%				27	1	%				338	3	1
Average GSV																									338				

SAMPLE REPORT

NC = Number Correct
NA = Number Attempted
PC = Percent Correct
Desc = Descriptor (S)trength, (A)verage, (W)eakness

Vocabulary Composite = Word Reading + Word Meaning
Comprehension Composite = Sentence Comprehension + Passage Comprehension
Total Reading Composite = Vocabulary Composite + Comprehension Composite
GSV = Growth Scale Values

Report Date: 04/02/2021



Group Summary Report | 3rd Grade

SCHOOL: Pearson School 5
DISTRICT: Pearisontown District
GRADE: 3

TEST DATE: 02/28/2020
TEST: Spring Level 3, Form B

PAGE: 1 of 1

Total Number Tested = 5

Student Name	Word Reading		Word Meaning		Vocabulary Composite						Sentence Comp.		Passage Comp.		Comprehension Composite						Total Reading Composite						Listening Comp.		
	RS	Stanine	RS	Stanine	RS	Stanine	%ile	GE	SS	NCE	RS	Stanine	RS	Stanine	RS	Stanine	%ile	GE	SS	NCE	RS	Stanine	%ile	GE	SS	NCE	GSV	RS	Stanine
Lastname 28, Student Sample28	1	1	5	1	6	1	%				3	1	7	2	10	1	%				16	1	%				312	5	1
Lastname 26, Student Sample26	4	1	4	1	8	1	<1%		<55	<1	2	1	3	1	5	1	<1%		55	1	13	1	<1%		<55	<1	303	5	1
Lastname 29, Student Sample29	4	1	1	1	5	1	<1%		<55	<1	5	1	5	1	10	1	1%	1.1	66	2	15	1	<1%		<55	<1	309	4	1
Lastname 30, Student Sample30	6	1	5	1	11	1	<1%	K.8	<55	<1	2	1	2	1	4	1	<1%		<55	<1	15	1	<1%		<55	<1	309	3	1
Lastname 21, Student Sample21	1	1	4	1	5	1	<1%		<55	<1	3	1	1	1	4	1	<1%		<55	<1	9	1	<1%		<55	<1	288	1	1
Average GSV																									304				

NC = Number Correct
NA = Number Attempted
PC = Percent Correct
Desc = Descriptor (S)trength, (A)verage, (W)eakness

Vocabulary Composite = Word Reading + Word Meaning
Comprehension Composite = Sentence Comprehension + Passage Comprehension
Total Reading Composite = Vocabulary Composite + Comprehension Composite
GSV = Growth Scale Values

Report Date: 04/02/2021