

Group Score Report | 1st Grade

SCHOOL: Pearson School 5
DISTRICT: Pearsontown District
GRADE: 1

TEST DATE: 02/28/2020
TEST: Spring Level 2, Form A

PAGE: 1 of 1


Total Number Tested = 7

| Student Name | Word Reading | | | | Word Meaning | | | | Vocabulary Composite | | | | Sentence Comprehension | | | | Passage Comprehension | | | | Comprehension Composite | | | | Total Reading Composite | | | | Listening Comprehension | | | | | | | | | | |
|-------------------------------|--------------|----|----|------|--------------|----|----|------|----------------------|----|----|------|------------------------|----|----|------|-----------------------|----|----|------|-------------------------|----|--------------------|------|-------------------------|----|----|------|-------------------------|----|----|------|----|----|----|------|----|----|----|
| | NC | NA | PC | Desc | NC | NA | PC | Desc | NC | NA | PC | Desc | NC | NA | PC | Desc | NC | NA | PC | Desc | NC | NA | PC | Desc | NC | NA | PC | Desc | NC | NA | PC | Desc | NC | NA | PC | Desc | NC | NA | PC |
| Lastname 54, Student Sample54 | 1 | 3 | 4 | W | 13 | 14 | 48 | W | 14 | 17 | 25 | W | 7 | 9 | 37 | W | 0 | 6 | 0 | W | 7 | 15 | 15 | W | 21 | 32 | 21 | W | 303 | 0 | 4 | 0 | W | | | | | | |
| Lastname 55, Student Sample55 | 1 | 4 | 4 | W | 6 | 6 | 22 | W | 7 | 10 | 13 | W | 4 | 5 | 21 | W | 0 | 4 | 0 | W | 4 | 9 | 9 | W | 11 | 19 | 11 | W | 279 | 0 | 4 | 0 | W | | | | | | |
| Lastname 1, Student Sample1 | 4 | 24 | 14 | W | 20 | 25 | 74 | W | 24 | 49 | 44 | W | 10 | 16 | 53 | W | 4 | 20 | 14 | W | 14 | 36 | 30 | W | 38 | 85 | 37 | W | 332 | 1 | 3 | 6 | W | | | | | | |
| Lastname 2, Student Sample2 | 5 | 28 | 18 | W | 17 | 23 | 63 | W | 22 | 51 | 40 | W | 8 | 19 | 42 | W | 7 | 28 | 25 | W | 15 | 47 | 32 | W | 37 | 98 | 36 | W | 331 | 2 | 17 | 12 | W | | | | | | |
| Lastname 3, Student Sample3 | 3 | 23 | 11 | W | 22 | 27 | 81 | W | 25 | 50 | 45 | W | 5 | 19 | 26 | W | 7 | 28 | 25 | W | 12 | 47 | 26 | W | 37 | 97 | 36 | W | 331 | 4 | 17 | 24 | W | | | | | | |
| Lastname 4, Student Sample4 | 4 | 20 | 14 | W | 8 | 20 | 30 | W | 12 | 40 | 22 | W | 2 | 10 | 11 | W | 8 | 28 | 29 | W | 10 | 38 | 21 | W | 22 | 78 | 22 | W | 305 | 1 | 7 | 6 | W | | | | | | |
| Lastname 5, Student Sample5 | 3 | 24 | 11 | W | 20 | 25 | 74 | W | 23 | 49 | 42 | W | 3 | 19 | 16 | W | 5 | 18 | 18 | W | 8 | 37 | 17 | W | 31 | 86 | 30 | W | 321 | 3 | 17 | 18 | W | | | | | | |
| | | | | | | | | | | | | | | | | | | | | | | | Average GSV | | 315 | | | | | | | | | | | | | | |

NC = Number Correct
NA = Number Attempted
PC = Percent Correct
Desc = Descriptor (S)trength, (A)verage, (W)eakness

Vocabulary Composite = Word Reading + Word Meaning
Comprehension Composite = Sentence Comprehension + Passage Comprehension
Total Reading Composite = Vocabulary Composite + Comprehension Composite
GSV = Growth Scale Values

Report Date: 04/02/2021



Group Score Report | 1st Grade

SCHOOL: Pearson School 5
DISTRICT: Pearisontown District
GRADE: 1

TEST DATE: 03/04/2020
TEST: Spring Level 2, Form B

PAGE: 1 of 1


Total Number Tested = 5

| Student Name | Word Reading | | | | Word Meaning | | | | Vocabulary Composite | | | | Sentence Comprehension | | | | Passage Comprehension | | | | Comprehension Composite | | | | Total Reading Composite | | | | | Listening Comprehension | | | |
|-------------------------------|--------------|----|----|------|--------------|----|----|------|----------------------|----|----|------|------------------------|----|----|------|-----------------------|----|----|------|-------------------------|----|--------------------|------|-------------------------|----|----|------|-----|-------------------------|----|----|------|
| | NC | NA | PC | Desc | NC | NA | PC | Desc | NC | NA | PC | Desc | NC | NA | PC | Desc | NC | NA | PC | Desc | NC | NA | PC | Desc | NC | NA | PC | Desc | GSV | NC | NA | PC | Desc |
| Lastname 10, Student Sample10 | 2 | 14 | 7 | W | 12 | 14 | 44 | W | 14 | 28 | 25 | W | 9 | 18 | 47 | W | 2 | 10 | 7 | W | 11 | 28 | 23 | W | 25 | 56 | 25 | W | 311 | 7 | 17 | 41 | W |
| Lastname 6, Student Sample6 | 4 | 18 | 14 | W | 7 | 7 | 26 | W | 11 | 25 | 20 | W | 4 | 12 | 21 | W | 9 | 16 | 32 | W | 13 | 28 | 28 | W | 24 | 53 | 24 | W | 309 | 4 | 12 | 24 | W |
| Lastname 7, Student Sample7 | 3 | 16 | 11 | W | 6 | 10 | 22 | W | 9 | 26 | 16 | W | 1 | 8 | 5 | W | 3 | 14 | 11 | W | 4 | 22 | 9 | W | 13 | 48 | 13 | W | 285 | 4 | 10 | 24 | W |
| Lastname 8, Student Sample8 | 4 | 12 | 14 | W | 11 | 13 | 41 | W | 15 | 25 | 27 | W | 1 | 9 | 5 | W | 3 | 11 | 11 | W | 4 | 20 | 9 | W | 19 | 45 | 19 | W | 299 | 4 | 9 | 24 | W |
| Lastname 9, Student Sample9 | 3 | 15 | 11 | W | 11 | 13 | 41 | W | 14 | 28 | 25 | W | 6 | 13 | 32 | W | 2 | 11 | 7 | W | 8 | 24 | 17 | W | 22 | 52 | 22 | W | 305 | 3 | 12 | 18 | W |
| | | | | | | | | | | | | | | | | | | | | | | | Average GSV | | 302 | | | | | | | | |

NC = Number Correct
NA = Number Attempted
PC = Percent Correct
Desc = Descriptor (S)trength, (A)verage, (W)eakness

Vocabulary Composite = Word Reading + Word Meaning
Comprehension Composite = Sentence Comprehension + Passage Comprehension
Total Reading Composite = Vocabulary Composite + Comprehension Composite
GSV = Growth Scale Values

Report Date: 04/02/2021



Group Score Report | 4th Grade

SCHOOL: Pearson School 5
DISTRICT: Pearsontown District
GRADE: 4

TEST DATE: 03/04/2020
TEST: Spring Level 4, Form B

PAGE: 1 of 1

Total Number Tested = 1


| Student Name | Vocabulary | | | | Sentence Comprehension | | | | Passage Comprehension | | | | Comprehension Composite | | | | Total Reading Composite | | | | | Listening Comprehension | | | | |
|-------------------------------|------------|----|----|------|------------------------|----|----|------|-----------------------|----|----|------|-------------------------|----|----|------|-------------------------|----|----|--------------------|-----|-------------------------|----|----|------|--|
| | NC | NA | PC | Desc | NC | NA | PC | Desc | NC | NA | PC | Desc | NC | NA | PC | Desc | NC | NA | PC | Desc | GSV | NC | NA | PC | Desc | |
| Lastname 56, Student Sample56 | 2 | 5 | 6 | W | 1 | 4 | 5 | W | 1 | 7 | 4 | W | 2 | 11 | 4 | W | 4 | 16 | 5 | W | 337 | 1 | 6 | 6 | W | |
| | | | | | | | | | | | | | | | | | | | | Average GSV | | 337 | | | | |

SAMPLE REPORT

NC = Number Correct
NA = Number Attempted
PC = Percent Correct
Desc = Descriptor (S)trength, (A)verage, (W)eakness

Comprehension Composite = Sentence Comprehension + Passage Comprehension
Total Reading Composite = Vocabulary + Comprehension Composite
GSV = Growth Scale Values

Report Date: 04/02/2021



Group Score Report | 2nd Grade

SCHOOL: Pearson School 5
DISTRICT: Pearsontown District
GRADE: 2

TEST DATE: 02/28/2020
TEST: Spring Level 2, Form A

PAGE: 1 of 1

Total Number Tested = 1


| Student Name | Word Reading | | | | Word Meaning | | | | Vocabulary Composite | | | | Sentence Comprehension | | | | Passage Comprehension | | | | Comprehension Composite | | | | Total Reading Composite | | | | | Listening Comprehension | | | |
|-------------------------------|--------------|----|----|------|--------------|----|----|------|----------------------|----|----|------|------------------------|----|----|------|-----------------------|----|----|------|-------------------------|----|----|--------------------|-------------------------|------------|----|------|-----|-------------------------|----|----|------|
| | NC | NA | PC | Desc | NC | NA | PC | Desc | NC | NA | PC | Desc | NC | NA | PC | Desc | NC | NA | PC | Desc | NC | NA | PC | Desc | NC | NA | PC | Desc | GSV | NC | NA | PC | Desc |
| Lastname 17, Student Sample17 | 4 | 28 | 14 | W | 9 | 27 | 33 | W | 13 | 55 | 24 | W | 4 | 19 | 21 | W | 7 | 28 | 25 | W | 11 | 47 | 23 | W | 24 | 102 | 24 | W | 309 | 3 | 17 | 18 | W |
| | | | | | | | | | | | | | | | | | | | | | | | | Average GSV | | 309 | | | | | | | |

SAMPLE REPORT

NC = Number Correct
NA = Number Attempted
PC = Percent Correct
Desc = Descriptor (S)trength, (A)verage, (W)eakness

Vocabulary Composite = Word Reading + Word Meaning
Comprehension Composite = Sentence Comprehension + Passage Comprehension
Total Reading Composite = Vocabulary Composite + Comprehension Composite
GSV = Growth Scale Values

Report Date: 04/02/2021



Group Score Report | 2nd Grade

SCHOOL: Pearson School 5
DISTRICT: Pearsontown District
GRADE: 2

TEST DATE: 02/28/2020
TEST: Spring Level 2, Form B

PAGE: 1 of 1

Total Number Tested = 1


| Student Name | Word Reading | | | | Word Meaning | | | | Vocabulary Composite | | | | Sentence Comprehension | | | | Passage Comprehension | | | | Comprehension Composite | | | | Total Reading Composite | | | | | Listening Comprehension | | | |
|-------------------------------|--------------|----|----|------|--------------|----|----|------|----------------------|----|----|------|------------------------|----|----|------|-----------------------|----|----|------|-------------------------|----|----|--------------------|-------------------------|------------|----|------|-----|-------------------------|----|----|------|
| | NC | NA | PC | Desc | NC | NA | PC | Desc | NC | NA | PC | Desc | NC | NA | PC | Desc | NC | NA | PC | Desc | NC | NA | PC | Desc | NC | NA | PC | Desc | GSV | NC | NA | PC | Desc |
| Lastname 18, Student Sample18 | 2 | 28 | 7 | W | 5 | 27 | 19 | W | 7 | 55 | 13 | W | 7 | 19 | 37 | W | 10 | 28 | 36 | W | 17 | 47 | 36 | W | 24 | 102 | 24 | W | 309 | 4 | 17 | 24 | W |
| | | | | | | | | | | | | | | | | | | | | | | | | Average GSV | | 309 | | | | | | | |

SAMPLE REPORT

NC = Number Correct
NA = Number Attempted
PC = Percent Correct
Desc = Descriptor (S)trength, (A)verage, (W)eakness

Vocabulary Composite = Word Reading + Word Meaning
Comprehension Composite = Sentence Comprehension + Passage Comprehension
Total Reading Composite = Vocabulary Composite + Comprehension Composite
GSV = Growth Scale Values

Report Date: 04/02/2021



Group Score Report | 3rd Grade

SCHOOL: Pearson School 5
DISTRICT: Pearsontown District
GRADE: 3

TEST DATE: 02/28/2020
TEST: Spring Level 3, Form A

PAGE: 1 of 1

Total Number Tested = 1

| Student Name | Word Reading | | | | Word Meaning | | | | Vocabulary Composite | | | | Sentence Comprehension | | | | Passage Comprehension | | | | Comprehension Composite | | | | Total Reading Composite | | | | | Listening Comprehension | | | |
|-------------------------------|--------------|----|----|------|--------------|----|----|------|----------------------|----|----|------|------------------------|----|----|------|-----------------------|----|----|------|-------------------------|----|----|--------------------|-------------------------|------------|----|------|-----|-------------------------|----|----|------|
| | NC | NA | PC | Desc | NC | NA | PC | Desc | NC | NA | PC | Desc | NC | NA | PC | Desc | NC | NA | PC | Desc | NC | NA | PC | Desc | NC | NA | PC | Desc | GSV | NC | NA | PC | Desc |
| Lastname 27, Student Sample27 | 8 | 30 | 27 | W | 7 | 30 | 23 | W | 15 | 60 | 25 | W | 6 | 19 | 32 | W | 6 | 28 | 21 | W | 12 | 47 | 26 | W | 27 | 107 | 25 | W | 338 | 3 | 17 | 18 | W |
| | | | | | | | | | | | | | | | | | | | | | | | | Average GSV | | 338 | | | | | | | |

SAMPLE REPORT

NC = Number Correct
NA = Number Attempted
PC = Percent Correct
Desc = Descriptor (S)trength, (A)verage, (W)eakness

Vocabulary Composite = Word Reading + Word Meaning
Comprehension Composite = Sentence Comprehension + Passage Comprehension
Total Reading Composite = Vocabulary Composite + Comprehension Composite
GSV = Growth Scale Values

Report Date: 04/02/2021

