

Group Summary Report | 1st Grade

SCHOOL: Pearson School 5
DISTRICT: Pearsontown District
GRADE: 1

TEST DATE: 03/03/2020
TEST: Spring Level 2, Form A

PAGE: 1 of 1


Total Number Tested = 5

Student Name	Concepts & Communication					Operations & Computation					Process & Applications					Total Math Composite						
	RS	Stanine	%ile	SS	NCE	RS	Stanine	%ile	SS	NCE	RS	Stanine	%ile	SS	NCE	RS	Stanine	%ile	GE	SS	NCE	GSV
Lastname 1, Student Sample1	22	3	16	85	29	20	5	50	100	50	19	4	25	90	36	61	4	30	2.2	92	39	485
Lastname 2, Student Sample2	20	2	7	78	19	12	2	9	80	22	18	4	23	89	35	50	3	10	1.3	81	23	477
Lastname 3, Student Sample3	19	2	5	75	15	18	4	34	94	42	18	4	23	89	35	55	3	16	1.6	85	29	480
Lastname 4, Student Sample4	19	2	5	75	15	14	3	14	84	28	20	4	32	93	40	53	3	13	1.5	83	26	479
Lastname 5, Student Sample5	17	1	3	72	11	9	1	2	70	8	18	4	23	89	35	44	2	5	1.1	76	16	474
Average GSV																					479	

RS = Raw Score
GE = Grade Equivalent
SS = Scaled Score
NCE = Normal Curve Equivalent

GSV = Growth Scale Values
Total Math Composite = Concepts and Communication + Operations and Computation + Process and Applications

Report Date: 04/02/2021



Group Summary Report | 1st Grade

SCHOOL: Pearson School 5
DISTRICT: Pearsontown District
GRADE: 1

TEST DATE: 03/03/2020
TEST: Spring Level 2, Form B

PAGE: 1 of 1

Total Number Tested = 5

Student Name	Concepts & Communication					Operations & Computation					Process & Applications					Total Math Composite						
	RS	Stanine	%ile	SS	NCE	RS	Stanine	%ile	SS	NCE	RS	Stanine	%ile	SS	NCE	RS	Stanine	%ile	GE	SS	NCE	GSV
Lastname 6, Student Sample6	21	3	10	81	23	11	2	6	77	18	12	2	7	78	19	44	2	5	1.0	75	15	473
Lastname 7, Student Sample7	1	1	<0.1	51	<1	3	1	<0.1	50	<1	3	1	<0.1	51	<1	7	1	<0.1	<.2	<50	<1	445
Lastname 8, Student Sample8	3	1	<0.1	51	<1	3	1	<0.1	50	<1	5	1	0.3	59	<1	11	1	<0.1	<.2	<50	<1	450
Lastname 9, Student Sample9	6	1	0.1	52	<1	3	1	<0.1	50	<1	6	1	1	63	<1	15	1	<0.1	<.2	50	<1	454
Lastname 10, Student Sample10	4	1	<0.1	51	<1	5	1	0.2	56	<1	6	1	1	63	<1	15	1	<0.1	<.2	50	<1	454
Average GSV																					455	

RS = Raw Score
GE = Grade Equivalent
SS = Scaled Score
NCE = Normal Curve Equivalent

GSV = Growth Scale Values
Total Math Composite = Concepts and Communication + Operations and Computation + Process and Applications

Report Date: 04/02/2021

SCHOOL: Pearson School 5
DISTRICT: Pearsontown District
GRADE: 2

TEST DATE: 02/28/2020
TEST: Spring Level 2, Form A

PAGE: 1 of 1

Total Number Tested = 1

Student Name	Concepts & Communication					Operations & Computation					Process & Applications					Total Math Composite						
	RS	Stanine	%ile	SS	NCE	RS	Stanine	%ile	SS	NCE	RS	Stanine	%ile	SS	NCE	RS	Stanine	%ile	GE	SS	NCE	GSV
Lastname 11, Student Sample11	7	1				7	1				5	1				19	1					458
Average GSV																					458	

RS = Raw Score
GE = Grade Equivalent
SS = Scaled Score
NCE = Normal Curve Equivalent

GSV = Growth Scale Values
Total Math Composite = Concepts and Communication + Operations and Computation + Process and Applications

Report Date: 04/02/2021

Group Summary Report | 2nd Grade



Group Mathematics Assessment
and Diagnostic Evaluation

SCHOOL: Pearson School 5
DISTRICT: Pearsontown District
GRADE: 2

TEST DATE: 02/28/2020
TEST: Spring Level 2, Form B

PAGE: 1 of 1

Total Number Tested = 1

Student Name	Concepts & Communication					Operations & Computation					Process & Applications					Total Math Composite						
	RS	Stanine	%ile	SS	NCE	RS	Stanine	%ile	SS	NCE	RS	Stanine	%ile	SS	NCE	RS	Stanine	%ile	GE	SS	NCE	GSV
Lastname 12, Student Sample12	4	1				7	1				7	1				18	1					457
Average GSV																					457	


SAMPLE REPORT

RS = Raw Score
GE = Grade Equivalent
SS = Scaled Score
NCE = Normal Curve Equivalent

GSV = Growth Scale Values
Total Math Composite = Concepts and Communication + Operations and Computation + Process and Applications

Report Date: 04/02/2021

Group Summary Report | 4th Grade



SCHOOL: Pearson School 5
DISTRICT: Pearsontown District
GRADE: 4

TEST DATE: 03/03/2020
TEST: Spring Level 4, Form A

PAGE: 1 of 1

Total Number Tested = 1

Student Name	Concepts & Communication					Operations & Computation					Process & Applications					Total Math Composite							
	RS	Stanine	%ile	SS	NCE	RS	Stanine	%ile	SS	NCE	RS	Stanine	%ile	SS	NCE	RS	Stanine	%ile	GE	SS	NCE	GSV	
Lastname 13, Student Sample13	10	1				3	1				1	1				14	1						503
Average GSV																						503	

SAMPLE REPORT

RS = Raw Score
GE = Grade Equivalent
SS = Scaled Score
NCE = Normal Curve Equivalent

GSV = Growth Scale Values
Total Math Composite = Concepts and Communication + Operations and Computation + Process and Applications

Report Date: 04/02/2021

Group Summary Report | 2nd Grade



Group Mathematics Assessment
and Diagnostic Evaluation

SCHOOL: Pearson School 5
DISTRICT: Pearsontown District
GRADE: 2

TEST DATE: 03/02/2020
TEST: Spring Level 3, Form B

PAGE: 1 of 1

Total Number Tested = 1


Student Name	Concepts & Communication					Operations & Computation					Process & Applications					Total Math Composite						
	RS	Stanine	%ile	SS	NCE	RS	Stanine	%ile	SS	NCE	RS	Stanine	%ile	SS	NCE	RS	Stanine	%ile	GE	SS	NCE	GSV
Lastname 14, Student Sample14	4	1				0	1				3	1				7	1					453
Average GSV																					453	

SAMPLE REPORT

RS = Raw Score
GE = Grade Equivalent
SS = Scaled Score
NCE = Normal Curve Equivalent

GSV = Growth Scale Values
Total Math Composite = Concepts and Communication + Operations and Computation + Process and Applications

Report Date: 04/02/2021



Group Summary Report | 2nd Grade

SCHOOL: Pearson School 5
DISTRICT: Pearsontown District
GRADE: 2

TEST DATE: 03/04/2020
TEST: Spring Level 3, Form A

PAGE: 1 of 1

Total Number Tested = 4

Student Name	Concepts & Communication					Operations & Computation					Process & Applications					Total Math Composite						
	RS	Stanine	%ile	SS	NCE	RS	Stanine	%ile	SS	NCE	RS	Stanine	%ile	SS	NCE	RS	Stanine	%ile	GE	SS	NCE	GSV
Lastname 16, Student Sample16	9	1	0.3	59	<1	8	2	9	80	22	6	1	3	71	9	23	1	0.5	.8	61	<1	470
Lastname 17, Student Sample17	12	1	1	64	<1	10	3	13	83	26	7	2	4	74	13	29	1	2	1.1	68	5	474
Lastname 18, Student Sample18	12	1	1	64	<1	9	3	12	82	25	8	2	5	76	16	29	1	2	1.1	68	5	474
Lastname 20, Student Sample20	13	1	1	67	4	10	3	13	83	26	7	2	4	74	13	30	1	2	1.2	69	6	475
Average GSV																					473	

RS = Raw Score
GE = Grade Equivalent
SS = Scaled Score
NCE = Normal Curve Equivalent

GSV = Growth Scale Values
Total Math Composite = Concepts and Communication + Operations and Computation + Process and Applications

Report Date: 04/02/2021

Group Summary Report | 3rd Grade



Group Mathematics Assessment
and Diagnostic Evaluation

SCHOOL: Pearson School 5
DISTRICT: Pearsontown District
GRADE: 3

TEST DATE: 02/28/2020
TEST: Spring Level 3, Form A

PAGE: 1 of 1

Total Number Tested = 1

Student Name	Concepts & Communication					Operations & Computation					Process & Applications					Total Math Composite						
	RS	Stanine	%ile	SS	NCE	RS	Stanine	%ile	SS	NCE	RS	Stanine	%ile	SS	NCE	RS	Stanine	%ile	GE	SS	NCE	GSV
Lastname 21, Student Sample21	4	1				5	1				9	2				18	1					466
Average GSV																					466	


SAMPLE REPORT

RS = Raw Score
GE = Grade Equivalent
SS = Scaled Score
NCE = Normal Curve Equivalent

GSV = Growth Scale Values
Total Math Composite = Concepts and Communication + Operations and Computation + Process and Applications

Report Date: 04/02/2021

Group Summary Report | 3rd Grade



SCHOOL: Pearson School 5
DISTRICT: Pearsontown District
GRADE: 3

TEST DATE: 02/28/2020
TEST: Spring Level 3, Form B

PAGE: 1 of 1

Total Number Tested = 1

Student Name	Concepts & Communication					Operations & Computation					Process & Applications					Total Math Composite						
	RS	Stanine	%ile	SS	NCE	RS	Stanine	%ile	SS	NCE	RS	Stanine	%ile	SS	NCE	RS	Stanine	%ile	GE	SS	NCE	GSV
Lastname 22, Student Sample22	5	1				8	2				8	2				21	1					468
Average GSV																					468	

SAMPLE REPORT

RS = Raw Score
GE = Grade Equivalent
SS = Scaled Score
NCE = Normal Curve Equivalent

GSV = Growth Scale Values
Total Math Composite = Concepts and Communication + Operations and Computation + Process and Applications

Report Date: 04/02/2021

Group Summary Report | 3rd Grade



Group Mathematics Assessment
and Diagnostic Evaluation

SCHOOL: Pearson School 5
DISTRICT: Pearsontown District
GRADE: 3

TEST DATE: 02/28/2020
TEST: Spring Level 3, Form A

PAGE: 1 of 1

Total Number Tested = 1


Student Name	Concepts & Communication					Operations & Computation					Process & Applications					Total Math Composite						
	RS	Stanine	%ile	SS	NCE	RS	Stanine	%ile	SS	NCE	RS	Stanine	%ile	SS	NCE	RS	Stanine	%ile	GE	SS	NCE	GSV
Lastname 23, Student Sample23	3	1				3	1				1	1				7	1					453
Average GSV																					453	

SAMPLE REPORT

RS = Raw Score
GE = Grade Equivalent
SS = Scaled Score
NCE = Normal Curve Equivalent

GSV = Growth Scale Values
Total Math Composite = Concepts and Communication + Operations and Computation + Process and Applications

Report Date: 04/02/2021



Group Summary Report | 3rd Grade

SCHOOL: Pearson School 5
DISTRICT: Pearsontown District
GRADE: 3

TEST DATE: 03/04/2020
TEST: Spring Level 3, Form B

PAGE: 1 of 1

Total Number Tested = 4

Student Name	Concepts & Communication					Operations & Computation					Process & Applications					Total Math Composite						
	RS	Stanine	%ile	SS	NCE	RS	Stanine	%ile	SS	NCE	RS	Stanine	%ile	SS	NCE	RS	Stanine	%ile	GE	SS	NCE	GSV
Lastname 26, Student Sample26	14	1	2	69	6	9	3	12	82	25	8	2	5	75	15	31	1	2	1.2	70	8	475
Lastname 27, Student Sample27	10	1	0.5	61	<1	7	2	5	76	16	7	1	3	72	11	24	1	1	.9	62	<1	471
Lastname 30, Student Sample30	15	1	3	72	11	7	2	5	76	16	7	1	3	72	11	29	1	2	1.1	68	5	474
Lastname 28, Student Sample28	8	1	0.2	57	<1	7	2	5	76	16	8	2	5	75	15	23	1	0.5	.8	61	<1	470
Average GSV																					473	

RS = Raw Score
GE = Grade Equivalent
SS = Scaled Score
NCE = Normal Curve Equivalent

GSV = Growth Scale Values
Total Math Composite = Concepts and Communication + Operations and Computation + Process and Applications

Report Date: 04/02/2021

SCHOOL: Pearson School 5
DISTRICT: Pearsontown District
GRADE: 3

TEST DATE: 02/28/2020
TEST: Spring Level 4, Form A

PAGE: 1 of 1

Total Number Tested = 1

Student Name	Concepts & Communication					Operations & Computation					Process & Applications					Total Math Composite						
	RS	Stanine	%ile	SS	NCE	RS	Stanine	%ile	SS	NCE	RS	Stanine	%ile	SS	NCE	RS	Stanine	%ile	GE	SS	NCE	GSV
Lastname 24, Student Sample24	6	1				1	1				1	1				8	1					464
Average GSV																					464	

RS = Raw Score
GE = Grade Equivalent
SS = Scaled Score
NCE = Normal Curve Equivalent

GSV = Growth Scale Values
Total Math Composite = Concepts and Communication + Operations and Computation + Process and Applications

Report Date: 04/02/2021