

Group Score Report | 1st Grade

SCHOOL: Pearson School 5
DISTRICT: Pearsontown District
GRADE: 1

TEST DATE: 03/03/2020
TEST: Spring Level 2, Form A

PAGE: 1 of 1


Total Number Tested = 5

Student Name	Concepts & Communication				Operations & Computation				Process & Applications				Total Math Composite				
	NC	NA	PC	Desc	NC	NA	PC	Desc	NC	NA	PC	Desc	NC	NA	PC	Desc	GSV
Lastname 1, Student Sample1	22	28	79	W	20	24	83	A	19	24	68	A	61	76	76	A	485
Lastname 2, Student Sample2	20	27	71	W	12	22	50	W	18	22	64	A	50	71	63	W	477
Lastname 3, Student Sample3	19	26	68	W	18	22	75	A	18	24	64	A	55	72	69	W	480
Lastname 4, Student Sample4	19	23	68	W	14	19	58	W	20	22	71	A	53	64	66	W	479
Lastname 5, Student Sample5	17	21	61	W	9	23	38	W	18	24	64	A	44	68	55	W	474
Average GSV																479	

NC = Number Correct
NA = Number Attempted
PC = Percent Correct
Desc = Descriptor (S)trength, (A)verage, (W)eakness

Total Math Composite = Concepts and Communication + Operations and Computation + Process and Applications
GSV = Growth Scale Values

Report Date: 04/02/2021



Group Score Report | 1st Grade

SCHOOL: Pearson School 5
DISTRICT: Pearsontown District
GRADE: 1

TEST DATE: 03/03/2020
TEST: Spring Level 2, Form B

PAGE: 1 of 1

Total Number Tested = 5

Student Name	Concepts & Communication				Operations & Computation				Process & Applications				Total Math Composite				
	NC	NA	PC	Desc	NC	NA	PC	Desc	NC	NA	PC	Desc	NC	NA	PC	Desc	GSV
Lastname 6, Student Sample6	21	24	75	W	11	23	46	W	12	25	43	W	44	72	55	W	473
Lastname 7, Student Sample7	1	1	4	W	3	7	13	W	3	7	11	W	7	15	9	W	445
Lastname 8, Student Sample8	3	4	11	W	3	9	13	W	5	7	18	W	11	20	14	W	450
Lastname 9, Student Sample9	6	6	21	W	3	7	13	W	6	7	21	W	15	20	19	W	454
Lastname 10, Student Sample10	4	5	14	W	5	6	21	W	6	7	21	W	15	18	19	W	454
Average GSV																455	

NC = Number Correct
NA = Number Attempted
PC = Percent Correct
Desc = Descriptor (S)trength, (A)verage, (W)eakness

Total Math Composite = Concepts and Communication + Operations and Computation + Process and Applications
GSV = Growth Scale Values

Report Date: 04/02/2021

Group Score Report | 2nd Grade



Group Mathematics Assessment
and Diagnostic Evaluation

SCHOOL: Pearson School 5
DISTRICT: Pearsontown District
GRADE: 2

TEST DATE: 02/28/2020
TEST: Spring Level 2, Form A

PAGE: 1 of 1

Total Number Tested = 1

Student Name	Concepts & Communication				Operations & Computation				Process & Applications				Total Math Composite				
	NC	NA	PC	Desc	NC	NA	PC	Desc	NC	NA	PC	Desc	NC	NA	PC	Desc	GSV
Lastname 11, Student Sample11	7	28	25	W	7	24	29	W	5	28	18	W	19	80	24	W	458
Average GSV																	458

SAMPLE REPORT

NC = Number Correct
NA = Number Attempted
PC = Percent Correct
Desc = Descriptor (S)trength, (A)verage, (W)eakness

Total Math Composite = Concepts and Communication + Operations and Computation + Process and Applications
GSV = Growth Scale Values

Report Date: 04/02/2021

Group Score Report | 2nd Grade



Group Mathematics Assessment
and Diagnostic Evaluation

SCHOOL: Pearson School 5
DISTRICT: Pearsontown District
GRADE: 2

TEST DATE: 02/28/2020
TEST: Spring Level 2, Form B

PAGE: 1 of 1

Total Number Tested = 1


Student Name	Concepts & Communication				Operations & Computation				Process & Applications				Total Math Composite				
	NC	NA	PC	Desc	NC	NA	PC	Desc	NC	NA	PC	Desc	NC	NA	PC	Desc	GSV
Lastname 12, Student Sample12	4	28	14	W	7	24	29	W	7	28	25	W	18	80	23	W	457
Average GSV																	457

SAMPLE REPORT

NC = Number Correct
NA = Number Attempted
PC = Percent Correct
Desc = Descriptor (S)trength, (A)verage, (W)eakness

Total Math Composite = Concepts and Communication + Operations and Computation + Process and Applications
GSV = Growth Scale Values

Report Date: 04/02/2021



Group Score Report | 4th Grade

SCHOOL: Pearson School 5
DISTRICT: Pearsontown District
GRADE: 4

TEST DATE: 03/03/2020
TEST: Spring Level 4, Form A

PAGE: 1 of 1

Total Number Tested = 1


Student Name	Concepts & Communication				Operations & Computation				Process & Applications				Total Math Composite				
	NC	NA	PC	Desc	NC	NA	PC	Desc	NC	NA	PC	Desc	NC	NA	PC	Desc	GSV
Lastname 13, Student Sample13	10	12	36	W	3	3	13	W	1	5	4	W	14	20	18	W	503
Average GSV																	503

SAMPLE REPORT

NC = Number Correct
NA = Number Attempted
PC = Percent Correct
Desc = Descriptor (S)trength, (A)verage, (W)eakness

Total Math Composite = Concepts and Communication + Operations and Computation + Process and Applications
GSV = Growth Scale Values

Report Date: 04/02/2021



Group Score Report | 2nd Grade

SCHOOL: Pearson School 5
DISTRICT: Pearsontown District
GRADE: 2

TEST DATE: 03/02/2020
TEST: Spring Level 3, Form B

PAGE: 1 of 1

Total Number Tested = 1


Student Name	Concepts & Communication				Operations & Computation				Process & Applications				Total Math Composite				
	NC	NA	PC	Desc	NC	NA	PC	Desc	NC	NA	PC	Desc	NC	NA	PC	Desc	GSV
Lastname 14, Student Sample14	4	6	14	W	0	6	0	W	3	9	11	W	7	21	9	W	453
Average GSV																	453

SAMPLE REPORT

NC = Number Correct
NA = Number Attempted
PC = Percent Correct
Desc = Descriptor (S)trength, (A)verage, (W)eakness

Total Math Composite = Concepts and Communication + Operations and Computation + Process and Applications
GSV = Growth Scale Values

Report Date: 04/02/2021



Group Score Report | 2nd Grade

SCHOOL: Pearson School 5
DISTRICT: Pearsontown District
GRADE: 2

TEST DATE: 03/04/2020
TEST: Spring Level 3, Form A

PAGE: 1 of 1


Total Number Tested = 4

Student Name	Concepts & Communication				Operations & Computation				Process & Applications				Total Math Composite				
	NC	NA	PC	Desc	NC	NA	PC	Desc	NC	NA	PC	Desc	NC	NA	PC	Desc	GSV
Lastname 16, Student Sample16	9	10	32	W	8	8	33	W	6	6	21	W	23	24	29	W	470
Lastname 17, Student Sample17	12	14	43	W	10	11	42	W	7	8	25	W	29	33	36	W	474
Lastname 18, Student Sample18	12	13	43	W	9	10	38	W	8	9	29	W	29	32	36	W	474
Lastname 20, Student Sample20	13	16	46	W	10	12	42	W	7	8	25	W	30	36	38	W	475
Average GSV																473	

NC = Number Correct
NA = Number Attempted
PC = Percent Correct
Desc = Descriptor (S)trength, (A)verage, (W)eakness

Total Math Composite = Concepts and Communication + Operations and Computation + Process and Applications
GSV = Growth Scale Values

Report Date: 04/02/2021



Group Score Report | 3rd Grade

SCHOOL: Pearson School 5
DISTRICT: Pearsontown District
GRADE: 3

TEST DATE: 02/28/2020
TEST: Spring Level 3, Form A

PAGE: 1 of 1

Total Number Tested = 1


Student Name	Concepts & Communication				Operations & Computation				Process & Applications				Total Math Composite				
	NC	NA	PC	Desc	NC	NA	PC	Desc	NC	NA	PC	Desc	NC	NA	PC	Desc	GSV
Lastname 21, Student Sample21	4	28	14	W	5	24	21	W	9	28	32	W	18	80	23	W	466
Average GSV																	466

SAMPLE REPORT

NC = Number Correct
NA = Number Attempted
PC = Percent Correct
Desc = Descriptor (S)trength, (A)verage, (W)eakness

Total Math Composite = Concepts and Communication + Operations and Computation + Process and Applications
GSV = Growth Scale Values

Report Date: 04/02/2021



Group Score Report | 3rd Grade

SCHOOL: Pearson School 5
DISTRICT: Pearsontown District
GRADE: 3

TEST DATE: 02/28/2020
TEST: Spring Level 3, Form B

PAGE: 1 of 1

Total Number Tested = 1


Student Name	Concepts & Communication				Operations & Computation				Process & Applications				Total Math Composite				
	NC	NA	PC	Desc	NC	NA	PC	Desc	NC	NA	PC	Desc	NC	NA	PC	Desc	GSV
Lastname 22, Student Sample22	5	28	18	W	8	24	33	W	8	28	29	W	21	80	26	W	468
Average GSV																	468

SAMPLE REPORT

NC = Number Correct
NA = Number Attempted
PC = Percent Correct
Desc = Descriptor (S)trength, (A)verage, (W)eakness

Total Math Composite = Concepts and Communication + Operations and Computation + Process and Applications
GSV = Growth Scale Values

Report Date: 04/02/2021



Group Score Report | 3rd Grade

SCHOOL: Pearson School 5
DISTRICT: Pearsontown District
GRADE: 3

TEST DATE: 02/28/2020
TEST: Spring Level 3, Form A

PAGE: 1 of 1

Total Number Tested = 1


Student Name	Concepts & Communication				Operations & Computation				Process & Applications				Total Math Composite				
	NC	NA	PC	Desc	NC	NA	PC	Desc	NC	NA	PC	Desc	NC	NA	PC	Desc	GSV
Lastname 23, Student Sample23	3	4	11	W	3	7	13	W	1	3	4	W	7	14	9	W	453
Average GSV																	453

SAMPLE REPORT

NC = Number Correct
NA = Number Attempted
PC = Percent Correct
Desc = Descriptor (S)trength, (A)verage, (W)eakness

Total Math Composite = Concepts and Communication + Operations and Computation + Process and Applications
GSV = Growth Scale Values

Report Date: 04/02/2021



Group Score Report | 3rd Grade

SCHOOL: Pearson School 5
DISTRICT: Pearsontown District
GRADE: 3

TEST DATE: 03/04/2020
TEST: Spring Level 3, Form B

PAGE: 1 of 1


Total Number Tested = 4

Student Name	Concepts & Communication				Operations & Computation				Process & Applications				Total Math Composite				
	NC	NA	PC	Desc	NC	NA	PC	Desc	NC	NA	PC	Desc	NC	NA	PC	Desc	GSV
Lastname 26, Student Sample26	14	15	50	W	9	10	38	W	8	9	29	W	31	34	39	W	475
Lastname 27, Student Sample27	10	10	36	W	7	7	29	W	7	8	25	W	24	25	30	W	471
Lastname 30, Student Sample30	15	17	54	W	7	10	29	W	7	9	25	W	29	36	36	W	474
Lastname 28, Student Sample28	8	8	29	W	7	7	29	W	8	10	29	W	23	25	29	W	470
Average GSV																473	

NC = Number Correct
NA = Number Attempted
PC = Percent Correct
Desc = Descriptor (S)trength, (A)verage, (W)eakness

Total Math Composite = Concepts and Communication + Operations and Computation + Process and Applications
GSV = Growth Scale Values

Report Date: 04/02/2021



Group Score Report | 3rd Grade

SCHOOL: Pearson School 5
DISTRICT: Pearsontown District
GRADE: 3

TEST DATE: 02/28/2020
TEST: Spring Level 4, Form A

PAGE: 1 of 1

Total Number Tested = 1

Student Name	Concepts & Communication				Operations & Computation				Process & Applications				Total Math Composite				
	NC	NA	PC	Desc	NC	NA	PC	Desc	NC	NA	PC	Desc	NC	NA	PC	Desc	GSV
Lastname 24, Student Sample24	6	12	21	W	1	5	4	W	1	6	4	W	8	23	10	W	464
Average GSV																464	

SAMPLE REPORT

NC = Number Correct
NA = Number Attempted
PC = Percent Correct
Desc = Descriptor (S)trength, (A)verage, (W)eakness

Total Math Composite = Concepts and Communication + Operations and Computation + Process and Applications
GSV = Growth Scale Values

Report Date: 04/02/2021