

Student  
Boyle, Verity

ID:  
100001031

Grade:  
08

School:  
Garden Grove Middle School

District:  
Westbranch School District

## Individual Student Report

This Individual Student Report (ISR) shows your student's results from the most recent Pearson Review of Progress and Learning (PRoPL) assessment. If your student has taken more than one interim assessment this school year, the ISR will show student growth between interim administrations.

These scores provide an indicator of your student's progress toward end of year academic goals. These results can be discussed with your student's teacher to provide encouragement, feedback, and to inform educational support where needed.

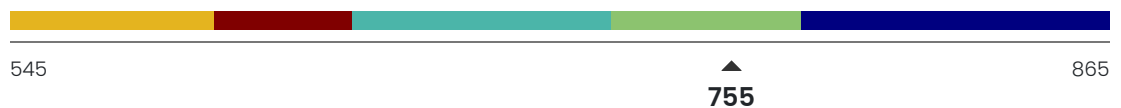
## Reading Overview

Test: PRoPL Interim 3 Grade 8 Reading Window: Interim 3 Date Tested: 04/19/2024

SCALE SCORE

# 755

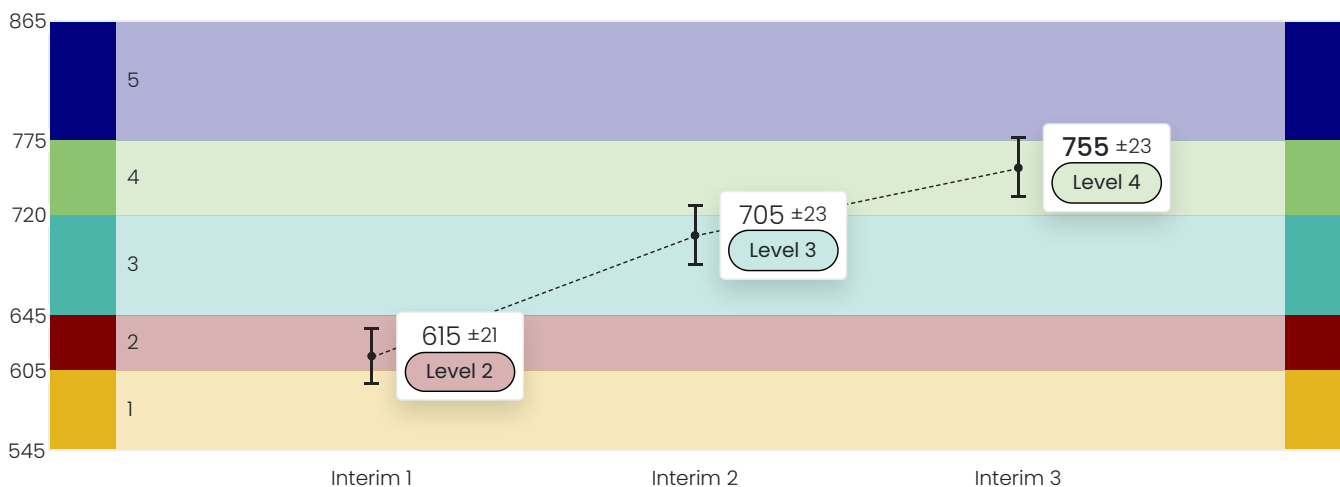
**4** Level 4



The scale score and bar graph above show your student's score and performance level on the PRoPL Interim 3 Reading Assessment. Students in Level 3 and above are considered on-track to end of year goals.


The plot below shows your student's scale score and performance level on each interim administration. The difference between the scale scores represents your student's growth.

Below the plot is your student's Lexile<sup>®</sup> reading measure. For more information on the meaning and use of the measure, please use the links provided.



# Current Lexile Reading Measure



# 1295L

 Visit [About Lexile Measures for Reading](#) to find out what Lexile reading measures mean and visit [hub.lexile.com](http://hub.lexile.com) to find free tools to use the measures for instruction.

## Reporting Category Profile

The Reporting Category Profile (RCP) represents the proportion of similar test questions your student could be expected to answer correctly on a test with similar questions. Reporting Category Profile measures are between 0 and 1. A typical score on this measure is expected to be around to 0.50 RCP.

Your student's RCP scores below are based on their performance on the Interim 3 Reading assessment.

		Probability of Understanding				
		0	LOWER	0.5	HIGHER	1
Reading Literature	0.74					
Reading Informational	0.69					

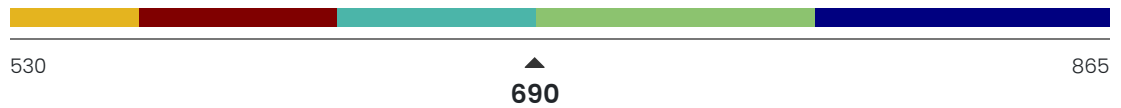
# Mathematics Overview

Test: PRoPL Interim 3 Grade 8 Math Window: Interim 3 Date Tested: 04/19/2024

SCALE SCORE

# 690

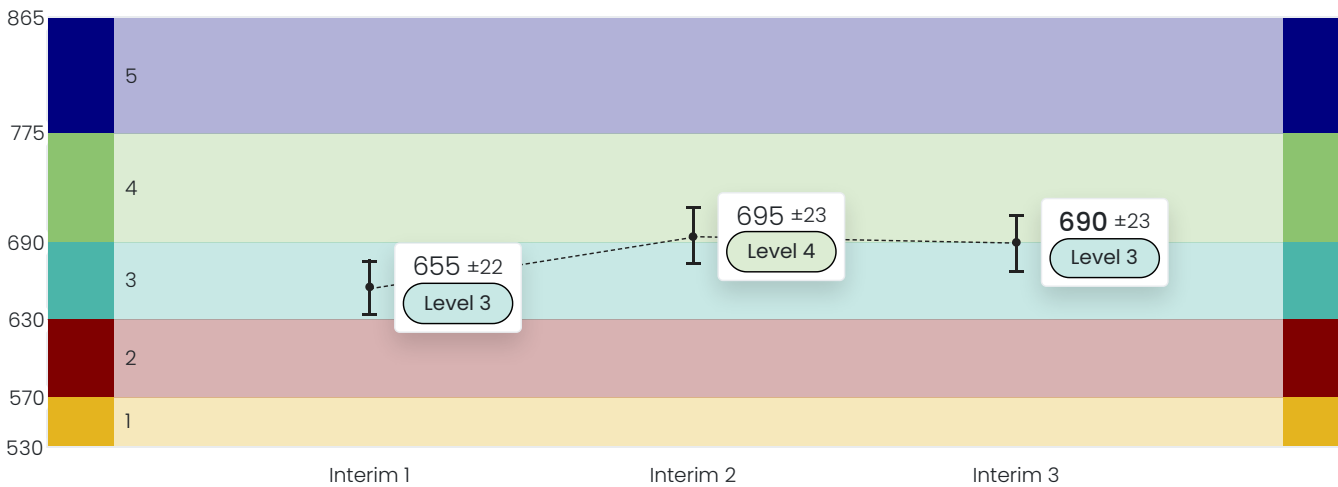
**3** Level 3



The scale score and bar graph above show your student's score on the PRoPL Interim 3 Mathematics Assessment. Students in Level 3 and above are considered on-track to end of year goals.


The plot below shows your student's scale score and performance level on each interim administration. The difference between the scale scores represents your student's growth.

Below the plot is your student's Quantile® measure. For more information on the meaning and use of the measure, please use the links provided.



## Current Quantile Measure





# 965Q

 Visit [What is a Quantile Measure?](#) to find out what Quantile measures mean and visit [hub.lexile.com](http://hub.lexile.com) to find free tools to use the measures for instruction.

## Reporting Category Profile

The Reporting Category Profile (RCP) represents the proportion of similar test questions your student could be expected to answer correctly on a test with similar questions. Reporting Category Profile measures are between 0 and 1. A typical score on this measure is expected to be around to 0.50 RCP.

Your student's RCP scores below are based on their performance on the Interim 3 Mathematics assessment.

		Probability of Understanding				
		0	LOWER	0.5	HIGHER	1
Number and Operations	0.68					
Algebraic Thinking	0.61					
Geometry	0.59					
Data and Probability	0.52					

LEXILE®, the LEXILE® logo, QUANTILE®, and the QUANTILE® logo are trademarks of MetaMetrics, Inc., and are registered in the United States and abroad. Copyright © 2024 MetaMetrics, Inc. All rights reserved.