



Minnesota Multiphasic  
Personality Inventory-2  
Restructured Form™

---

## Interpretive Report: Clinical Settings

---

MMPI-2-RF®

Minnesota Multiphasic Personality Inventory-2-Restructured Form™

*Yossef S. Ben-Porath, PhD, & Auke Tellegen, PhD*

---

ID Number: 14  
Age: 31  
Gender: Female  
Marital Status: Married  
Years of Education: 10  
Date Assessed: 08/20/2008

**PEARSON**

**PsychCorp**

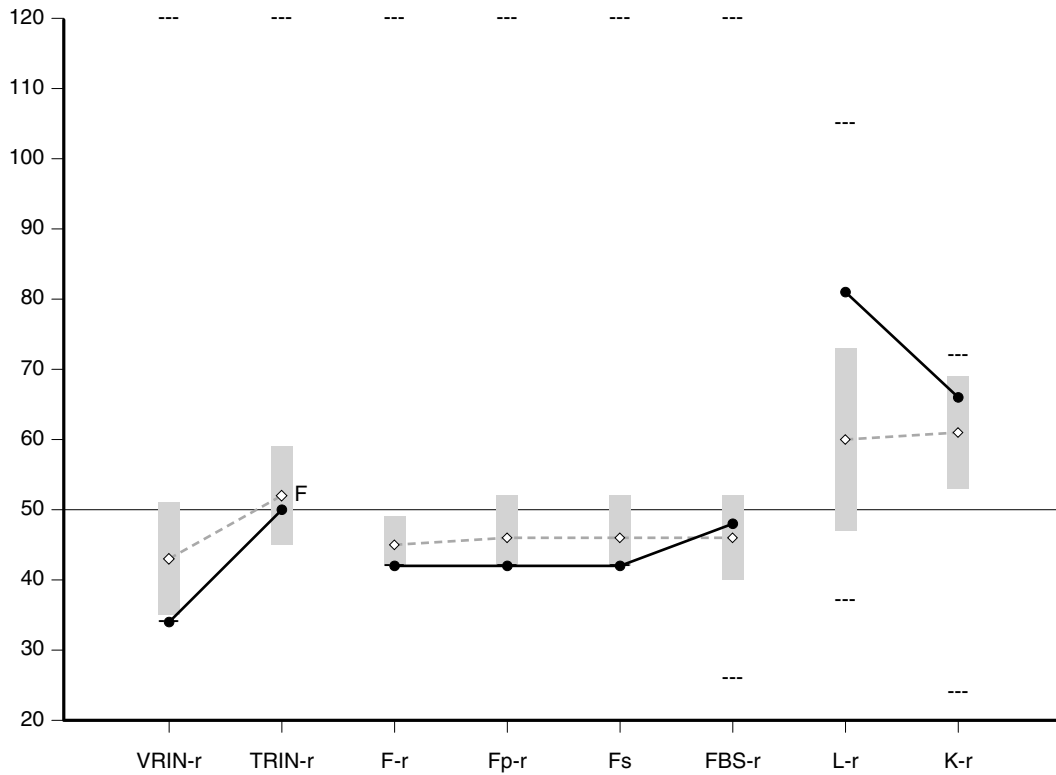
Copyright © 2008 by the Regents of the University of Minnesota. All rights reserved. Distributed exclusively under license from the University of Minnesota by NCS Pearson, Inc. Portions reproduced from the MMPI-2-RF test booklet. Copyright © 2008 by the Regents of the University of Minnesota. All rights reserved. Portions excerpted from the *MMPI-2-RF Manual for Administration, Scoring, and Interpretation*. Copyright © 2008 by the Regents of the University of Minnesota. All rights reserved.

**MMPI-2-RF** and the **MMPI-2-RF logo** are registered trademarks and **Minnesota Multiphasic Personality Inventory-2-Restructured Form** is a trademark of the University of Minnesota. **Pearson**, the **PSI logo**, and **PsychCorp** are trademarks in the U.S. and/or other countries of Pearson Education, Inc., or its affiliate(s).

### TRADE SECRET INFORMATION

Not for release under HIPAA or other data disclosure laws that exempt trade secrets from disclosure.

### MMPI-2-RF Validity Scales



|                   |     |     |     |     |     |                                   |     |     |
|-------------------|-----|-----|-----|-----|-----|-----------------------------------|-----|-----|
| Raw Score:        | 0   | 11  | 0   | 0   | 0   | 7                                 | 9   | 12  |
| T Score:          | 34  | 50  | 42  | 42  | 42  | 48                                | 81  | 66  |
| Response %:       | 100 | 100 | 100 | 100 | 100 | 100                               | 100 | 100 |
| Cannot Say (Raw): | 0   |     |     |     |     |                                   |     |     |
|                   |     |     |     |     |     | Percent True (of items answered): |     | 28% |

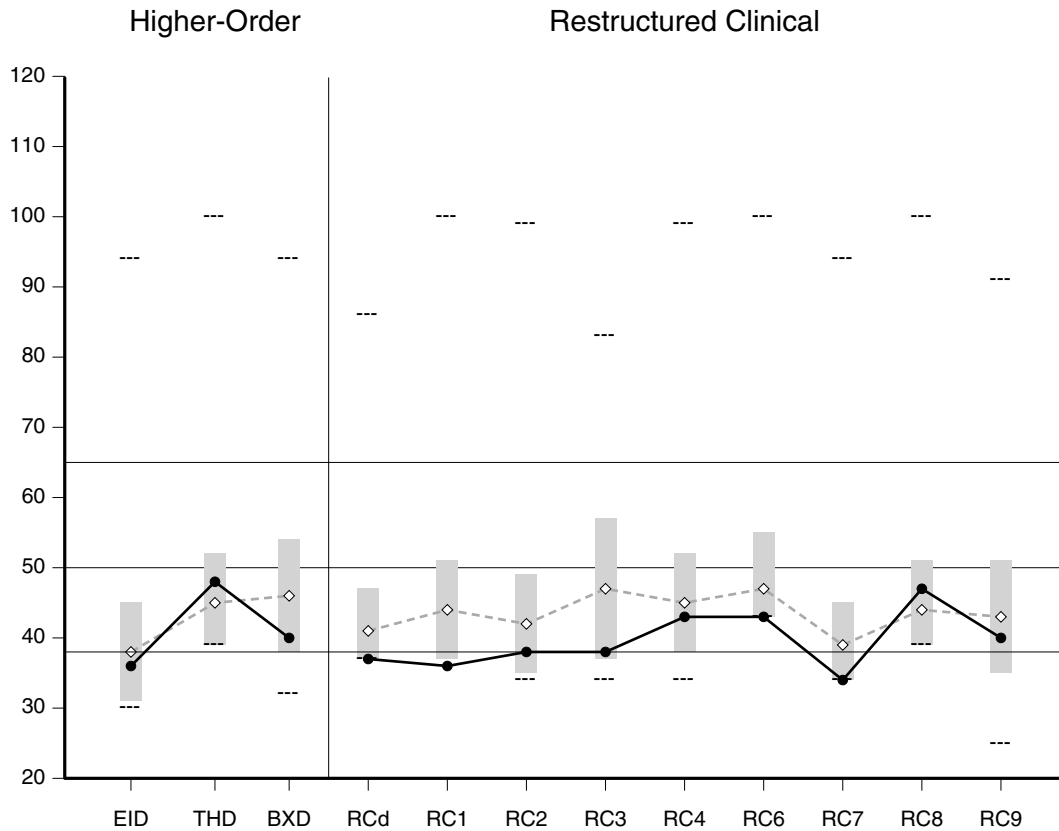
Comparison Group Data: Personnel Screening, Corrections Officer (Men and Women), N = 3,036

|                       |    |      |    |    |    |    |    |    |
|-----------------------|----|------|----|----|----|----|----|----|
| Mean Score (◇---◇):   | 43 | 52 F | 45 | 46 | 46 | 46 | 60 | 61 |
| Standard Dev (±1 SD): | 8  | 7    | 4  | 6  | 6  | 6  | 13 | 8  |

The highest and lowest T scores possible on each scale are indicated by a "---"; MMPI-2-RF T scores are non-gendered.

|        |                                      |       |                              |
|--------|--------------------------------------|-------|------------------------------|
| VRIN-r | Variable Response Inconsistency      | Fs    | Infrequent Somatic Responses |
| TRIN-r | True Response Inconsistency          | FBS-r | Symptom Validity             |
| F-r    | Infrequent Responses                 | L-r   | Uncommon Virtues             |
| Fp-r   | Infrequent Psychopathology Responses | K-r   | Adjustment Validity          |

### MMPI-2-RF Higher-Order (H-O) and Restructured Clinical (RC) Scales



|             |     |     |     |     |     |     |     |     |     |     |     |     |
|-------------|-----|-----|-----|-----|-----|-----|-----|-----|-----|-----|-----|-----|
| Raw Score:  | 2   | 1   | 2   | 0   | 0   | 1   | 1   | 2   | 0   | 0   | 1   | 6   |
| T Score:    | 36  | 48  | 40  | 37  | 36  | 38  | 38  | 43  | 43  | 34  | 47  | 40  |
| Response %: | 100 | 100 | 100 | 100 | 100 | 100 | 100 | 100 | 100 | 100 | 100 | 100 |

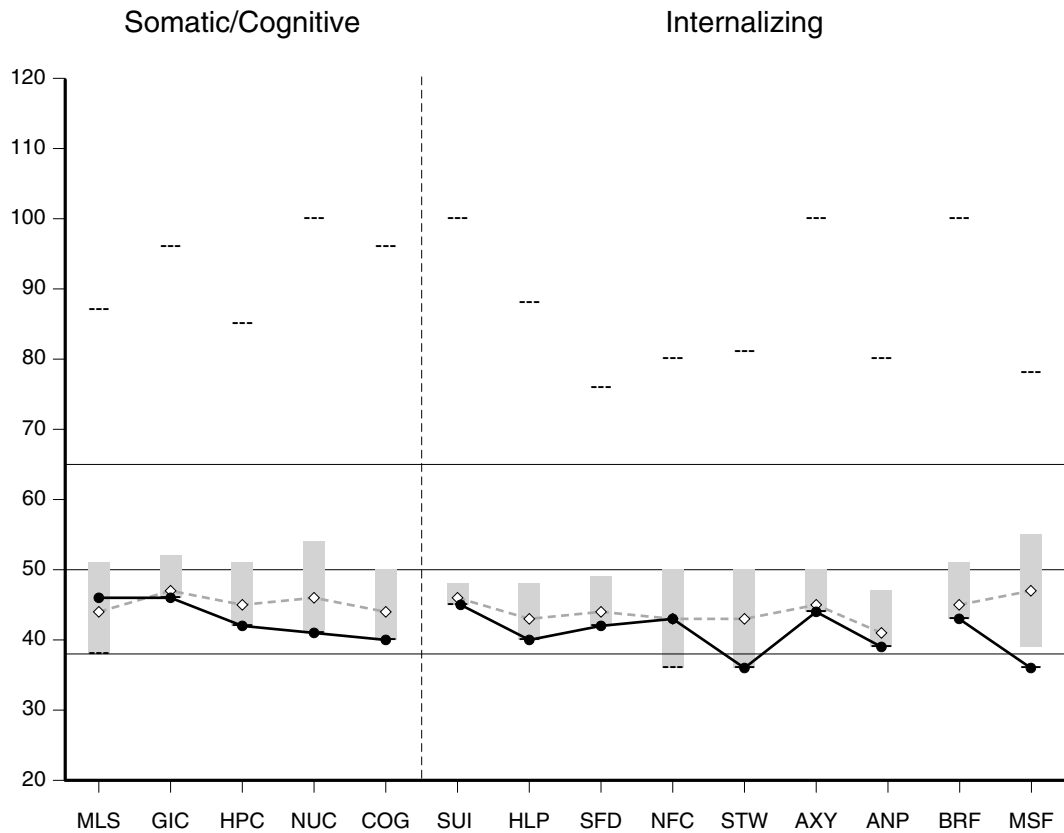
Comparison Group Data: Personnel Screening, Corrections Officer (Men and Women), N = 3,036

|                       |    |    |    |    |    |    |    |    |    |    |    |    |
|-----------------------|----|----|----|----|----|----|----|----|----|----|----|----|
| Mean Score (◇---◇):   | 38 | 45 | 46 | 41 | 44 | 42 | 47 | 45 | 47 | 39 | 44 | 43 |
| Standard Dev (±1 SD): | 7  | 7  | 8  | 6  | 7  | 7  | 10 | 7  | 8  | 6  | 7  | 8  |

The highest and lowest T scores possible on each scale are indicated by a "---"; MMPI-2-RF T scores are non-gendered.

|  |                           |                                     |
|--|---------------------------|-------------------------------------|
| EID Emotional/Internalizing Dysfunction  | RCd Demoralization        | RC6 Ideas of Persecution            |
| THD Thought Dysfunction                  | RC1 Somatic Complaints    | RC7 Dysfunctional Negative Emotions |
| BXD Behavioral/Externalizing Dysfunction | RC2 Low Positive Emotions | RC8 Aberrant Experiences            |
|  | RC3 Cynicism              | RC9 Hypomanic Activation            |
|  | RC4 Antisocial Behavior   |                                     |

### MMPI-2-RF Somatic/Cognitive and Internalizing Scales



|             |     |     |     |     |     |     |     |     |     |     |     |     |     |     |
|-------------|-----|-----|-----|-----|-----|-----|-----|-----|-----|-----|-----|-----|-----|-----|
| Raw Score:  | 1   | 0   | 0   | 0   | 0   | 0   | 0   | 0   | 1   | 0   | 0   | 0   | 0   | 0   |
| T Score:    | 46  | 46  | 42  | 41  | 40  | 45  | 40  | 42  | 43  | 36  | 44  | 39  | 43  | 36  |
| Response %: | 100 | 100 | 100 | 100 | 100 | 100 | 100 | 100 | 100 | 100 | 100 | 100 | 100 | 100 |

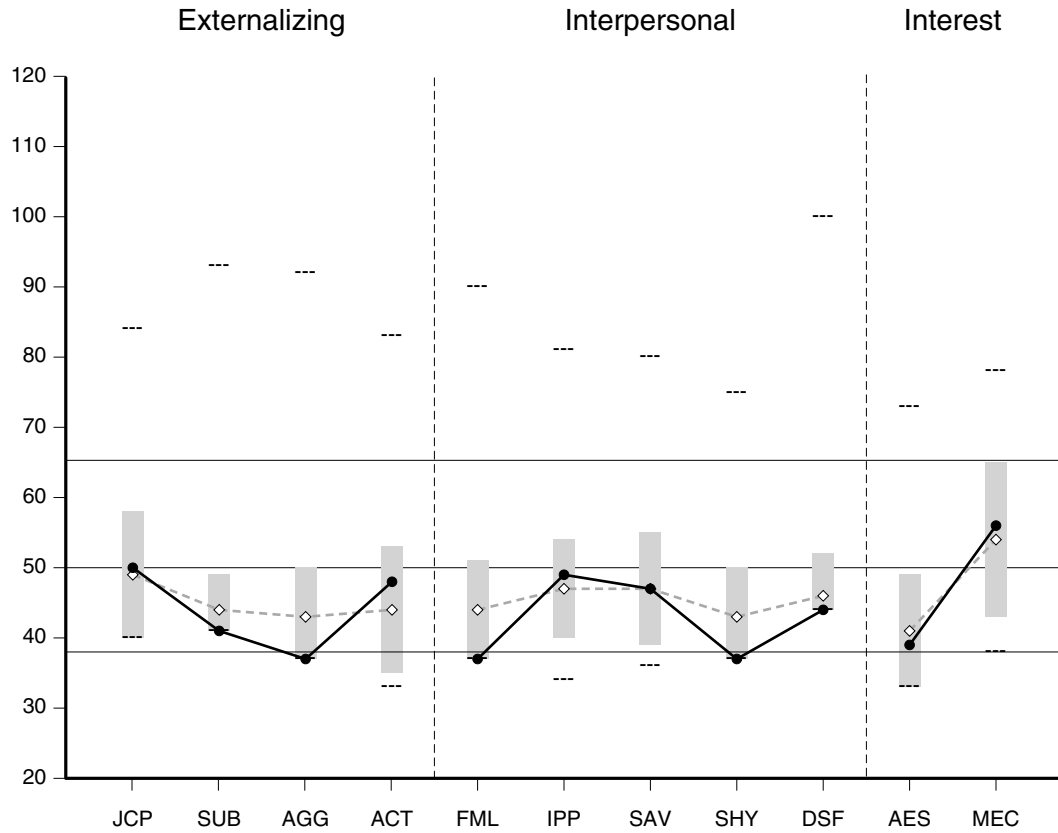
Comparison Group Data: Personnel Screening, Corrections Officer (Men and Women), N = 3,036

|                       |    |    |    |    |    |    |    |    |    |    |    |    |    |    |
|-----------------------|----|----|----|----|----|----|----|----|----|----|----|----|----|----|
| Mean Score (◇--◇):    | 44 | 47 | 45 | 46 | 44 | 46 | 43 | 44 | 43 | 43 | 45 | 41 | 45 | 47 |
| Standard Dev (±1 SD): | 7  | 5  | 6  | 8  | 6  | 2  | 5  | 5  | 7  | 7  | 5  | 6  | 6  | 8  |

The highest and lowest T scores possible on each scale are indicated by a "---"; MMPI-2-RF T scores are non-gendered.

|     |                             |     |                           |     |                            |
|-----|-----------------------------|-----|---------------------------|-----|----------------------------|
| MLS | Malaise                     | SUI | Suicidal/Death Ideation   | AXY | Anxiety                    |
| GIC | Gastrointestinal Complaints | HLP | Helplessness/Hopelessness | ANP | Anger Proneness            |
| HPC | Head Pain Complaints        | SFD | Self-Doubt                | BRF | Behavior-Restricting Fears |
| NUC | Neurological Complaints     | NFC | Inefficacy                | MSF | Multiple Specific Fears    |
| COG | Cognitive Complaints        | STW | Stress/Worry              |     |                            |

### MMPI-2-RF Externalizing, Interpersonal, and Interest Scales



|             |     |     |     |     |     |     |     |     |     |     |     |
|-------------|-----|-----|-----|-----|-----|-----|-----|-----|-----|-----|-----|
| Raw Score:  | 1   | 0   | 0   | 3   | 0   | 4   | 2   | 0   | 0   | 1   | 4   |
| T Score:    | 50  | 41  | 37  | 48  | 37  | 49  | 47  | 37  | 44  | 39  | 56  |
| Response %: | 100 | 100 | 100 | 100 | 100 | 100 | 100 | 100 | 100 | 100 | 100 |

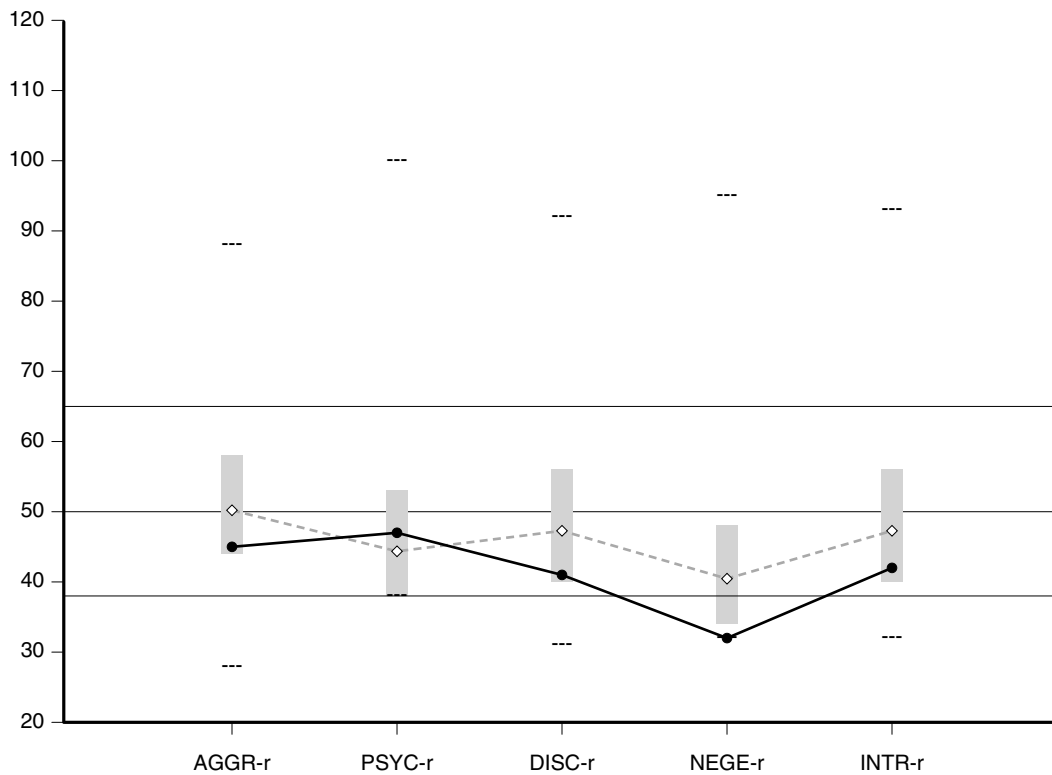
Comparison Group Data: Personnel Screening, Corrections Officer (Men and Women), N = 3,036

|                       |    |    |    |    |    |    |    |    |    |    |    |
|-----------------------|----|----|----|----|----|----|----|----|----|----|----|
| Mean Score (◇--◇):    | 49 | 44 | 43 | 44 | 44 | 47 | 47 | 43 | 46 | 41 | 54 |
| Standard Dev (±1 SD): | 9  | 5  | 7  | 9  | 7  | 7  | 8  | 7  | 6  | 8  | 11 |

The highest and lowest T scores possible on each scale are indicated by a "---"; MMPI-2-RF T scores are non-gendered.

|     |                           |     |                         |     |                               |
|-----|---------------------------|-----|-------------------------|-----|-------------------------------|
| JCP | Juvenile Conduct Problems | FML | Family Problems         | AES | Aesthetic-Literary Interests  |
| SUB | Substance Abuse           | IPP | Interpersonal Passivity | MEC | Mechanical-Physical Interests |
| AGG | Aggression                | SAV | Social Avoidance        |     |                               |
| ACT | Activation                | SHY | Shyness                 |     |                               |
|     |                           | DSF | Disaffiliativeness      |     |                               |

### MMPI-2-RF PSY-5 Scales



|             |     |     |     |     |     |
|-------------|-----|-----|-----|-----|-----|
| Raw Score:  | 7   | 1   | 3   | 0   | 3   |
| T Score:    | 45  | 47  | 41  | 32  | 42  |
| Response %: | 100 | 100 | 100 | 100 | 100 |

Comparison Group Data: Personnel Screening, Corrections Officer (Men and Women), N = 3,036

|                       |    |    |    |    |    |
|-----------------------|----|----|----|----|----|
| Mean Score (◇--◇):    | 51 | 45 | 48 | 41 | 48 |
| Standard Dev (±1 SD): | 7  | 8  | 8  | 7  | 8  |

The highest and lowest T scores possible on each scale are indicated by a "---"; MMPI-2-RF T scores are non-gendered.

- AGGR-r Aggressiveness-Revised
- PSYC-r Psychoticism-Revised
- DISC-r Disconstraint-Revised
- NEGE-r Negative Emotionality/Neuroticism-Revised
- INTR-r Introversion/Low Positive Emotionality-Revised

---

*This interpretive report is intended for use by a professional qualified to interpret the MMPI-2-RF. The information it contains should be considered in the context of the test taker's background, the circumstances of the assessment, and other available information.*

---

## SYNOPSIS

Scores on the MMPI-2-RF validity scales raise concerns about the possible impact of under-reporting on the validity of this protocol.

## PROTOCOL VALIDITY

### Content Non-Responsiveness

There are no problems with unscorable items in this protocol. The test taker responded to the MMPI-2-RF in a remarkably consistent manner. She was deliberate in her approach to the assessment.

### Over-Reporting

There are no indications of over-reporting in this protocol.

### Under-Reporting

The test taker presented herself in an extremely positive light by denying many minor faults and shortcomings that most people acknowledge. This level of virtuous self-presentation is very uncommon even in individuals with a background stressing traditional values. She also presented herself as very well-adjusted. This reported level of psychological adjustment is relatively rare in the general population. Any absence of elevation on the substantive scales is uninterpretable. Elevated scores on the substantive scales may underestimate the problems assessed by those scales.

## SUBSTANTIVE SCALE INTERPRETATION

*Clinical symptoms, personality characteristics, and behavioral tendencies of the test taker are described in this section and organized according to an empirically guided framework. Statements containing the word "reports" are based on the item content of MMPI-2-RF scales, whereas statements that include the word "likely" are based on empirical correlates of scale scores. Specific sources for each statement can be viewed with the annotation features of this report.*

**The following interpretation needs to be considered in light of cautions noted about the possible impact of under-reporting on the validity of this protocol.**

### **Somatic/Cognitive, Emotional, Thought, and Behavioral Dysfunction**

There are no indications of somatic, cognitive, emotional, thought, or behavioral dysfunction in this protocol. However, because of indications of under-reporting described earlier, such problems cannot be ruled out.

### **Interpersonal Functioning Scales**

The test taker describes others as well-intentioned and trustworthy and disavows cynical beliefs about them. She is possibly overly trusting.

### **Interest Scales**

The test taker reports an average number of interests in activities or occupations of an aesthetic or literary nature (e.g., writing, music, the theater). She also reports an average number of interests in activities or occupations of a mechanical or physical nature (e.g., fixing and building things, the outdoors, sports).

## **DIAGNOSTIC CONSIDERATIONS**

No specific psychodiagnostic recommendations are indicated by this MMPI-2-RF protocol.

## **TREATMENT CONSIDERATIONS**

No specific recommendations for treatment are indicated by this MMPI-2-RF protocol.

## **ITEM-LEVEL INFORMATION**

### **Unscorable Responses**

The test taker produced scorable responses to all the MMPI-2-RF items.

### **Critical Responses**

*Seven MMPI-2-RF scales--Suicidal/Death Ideation (SUI), Helplessness/Hopelessness (HLP), Anxiety (AXY), Ideas of Persecution (RC6), Aberrant Experiences (RC8), Substance Abuse (SUB), and Aggression (AGG)--have been designated by the test authors as having critical item content that may require immediate attention and follow-up. Items answered by the individual in the keyed direction (True or False) on a critical scale are listed below if her T score on that scale is 65 or higher.*

The test taker has not produced an elevated T score ( $\geq 65$ ) on any of these scales.

### **End of Report**

---

This and previous pages of this report contain trade secrets and are not to be released in response to requests under HIPAA (or any other data disclosure law that exempts trade secret information from release). Further, release in response to litigation discovery demands should be made only in accordance with your profession's ethical guidelines and under an appropriate protective order.

---