



MMPI-2™

Minnesota Multiphasic
Personality Inventory-2™

MMPI-2™ *Annotated* Extended Score Report

Our most widely used computerized report, regularly updated to meet your assessment needs. Only the Extended Score Report includes the RC (Restructured Clinical) Scales, non-K-corrected scores, and the newly added FBS (Symptom Validity Scale).

Find out why so many of your colleagues
rely on the MMPI-2 Extended Score Report...

PEARSON

PEARSON

Comprehensive and Current

The Extended Score Report provides raw and T scores for all MMPI-2 scales offered by the publisher. This report incorporates innovations in MMPI-2 interpretation, such as the RC (Restructured Clinical) Scales and non-K-corrected scores. The Extended Score Report includes the following:

- Validity and Clinical Scales Profile—including the newly added FBS (Symptom Validity Scale)
- Non-K-corrected Validity and Clinical Scales Profile
- RC (Restructured Clinical) Scales Profile
- Clinical Subscales (scores are reported)
- Content Scales Profile
- Content Component Scales (scores are reported)
- Supplementary Scales Profile
- PSY-5 (Personality Psychopathology-Five) Scales Profile
- Non-gendered T scores
- Highest and lowest possible T scores for each scale
- Percentage of items answered for each scale
- Critical Items
- Omitted Items
- Item Responses (optional)

See page 16 for a selected bibliography on the RC (Restructured Clinical) Scales, non-K-corrected scores, and PSY-5 (Personality Psychopathology-Five) Scales.

Convenient—Fast and Accurate

Available through Q Local™ desktop software or the Pearson Assessments mail-in scoring service, the Extended Score Report provides comprehensive, reliable MMPI-2 scoring. Fast, accurate results are at your fingertips with our Q Local desktop software, with features such as:

- PDF format allowing on-screen report viewing, repeated printing of reports, as well as electronic transmission of reports.
- Ability to organize data by creating folders
- Warning message when you are running low on report usages
- 24/7 report usage re-ordering via the Internet (credit card purchases only)
- Software authorized by the publisher for scoring the MMPI-2 test—don't be fooled, making or using MMPI-2 scoring programs not authorized by the publisher is illegal!
- Clients can take the MMPI-2 test on-screen, eliminating the cost of test booklets and answers sheets
- Saves client demographic information for reuse with multiple assessments
- Software can be loaded on a LAN or WAN network to share databases, report usages, and back-up data
- Provides access to the MMPI-2 test and more than 35 other tests in one convenient, flexible program

Cost Effective

At less than \$14 per report the Extended Score Report gives you great value for your assessment dollar.

MMPI-2™

Minnesota Multiphasic
Personality Inventory-2™

*Our most widely used MMPI-2 computerized report,
conveniently available through QLocal™ software or
the Pearson mail-in scoring service.*

MMPI-2™

Minnesota Multiphasic Personality Inventory-2™

Extended Score Report

ID Number: 000000004
Age: 47
Gender: Male
Date Assessed: 01/01/2006

Less than \$14 per report!

*Provides raw and T scores for more than 100 MMPI-2 scales, including the
RC Scales, non-K-corrected scores, and the newly added FBS (Symptom Validity Scale).*

PEARSON

Copyright © 1989, 1994, 2000, 2003 by the Regents of the University of Minnesota. All rights reserved.
Portions reproduced from the MMPI-2 test booklet. Copyright © 1942, 1943 (renewed 1970), 1989 by the Regents of the
University of Minnesota. All rights reserved.
Portions excerpted from the *MMPI-2 Manual for Administration, Scoring, and Interpretation, Revised Edition*. Copyright ©
2001 by the Regents of the University of Minnesota. All rights reserved.
Distributed exclusively under license from the University of Minnesota by NCS Pearson, Inc.
"MMPI-2" and "Minnesota Multiphasic Personality Inventory-2" are trademarks of the University of Minnesota.

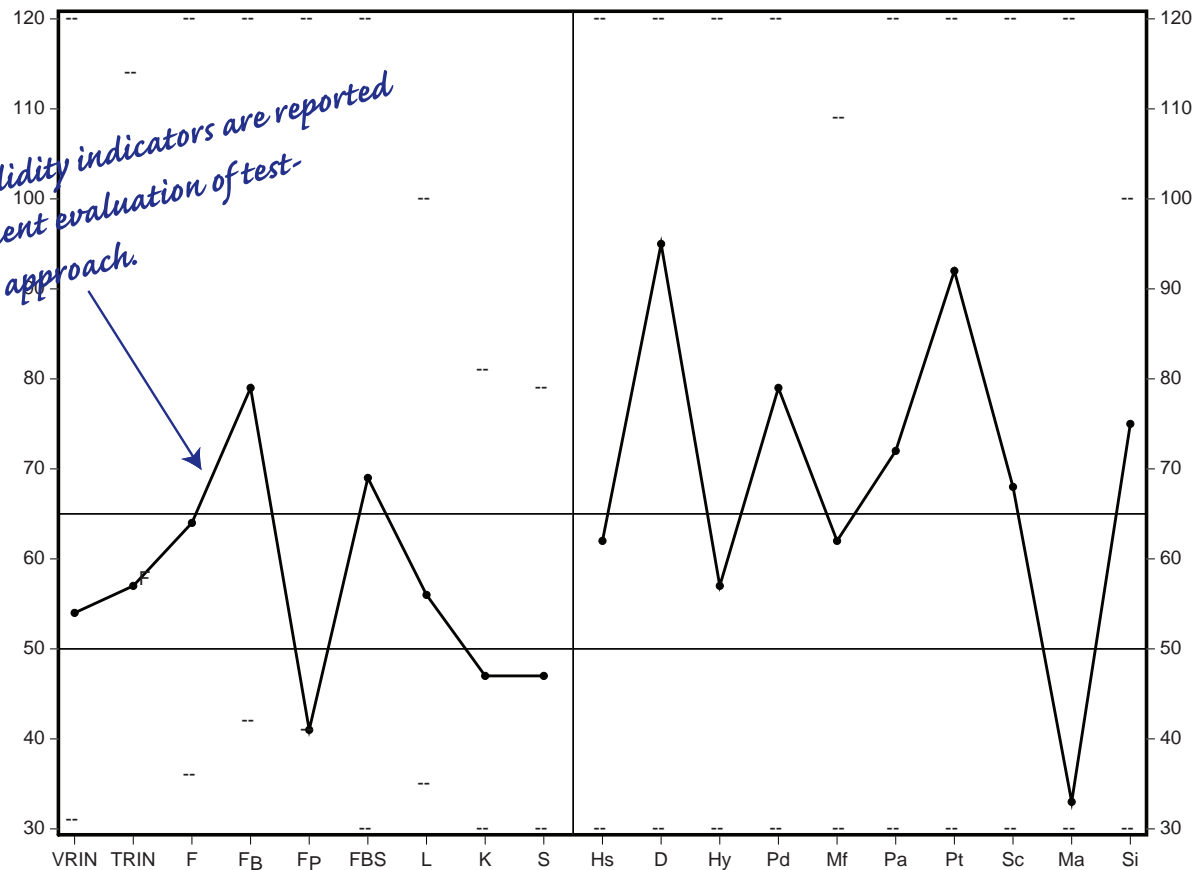
TRADE SECRET INFORMATION

Not for release under HIPAA or other data disclosure laws that exempt trade secrets from disclosure.

[4.8 / 5 / 1.5.11]

MMPI-2 VALIDITY AND CLINICAL SCALES PROFILE

All 9 Validity indicators are reported for efficient evaluation of test-taking approach.



Raw Score:	6	8	9	9	0	19	5	14	22	10	41	24	29	32	16	32	23	8	47
K Correction:						7				7		6			14	14	3		
T Score (Plotted):	54	57F	64	79	41	69	56	47	47	62	95	57	79	62	72	92	68	33	75
Non-Gendered T Score:	54	57F	66	79	42	65	57	47	46	60	94	55	81		71	87	68	33	73
Response %:	100	100	100	98	96	100	100	100	100	100	100	100	100	100	100	100	100	100	100

Cannot Say (Raw):	1	Percent True:	41
F-K (Raw):	-5	Percent False:	59
Welsh Code:	27**406'8+15-3/:9# F-L/K:	Profile Elevation:	69.8

Response percentages for every scale help you assess the impact of nonresponding to items.

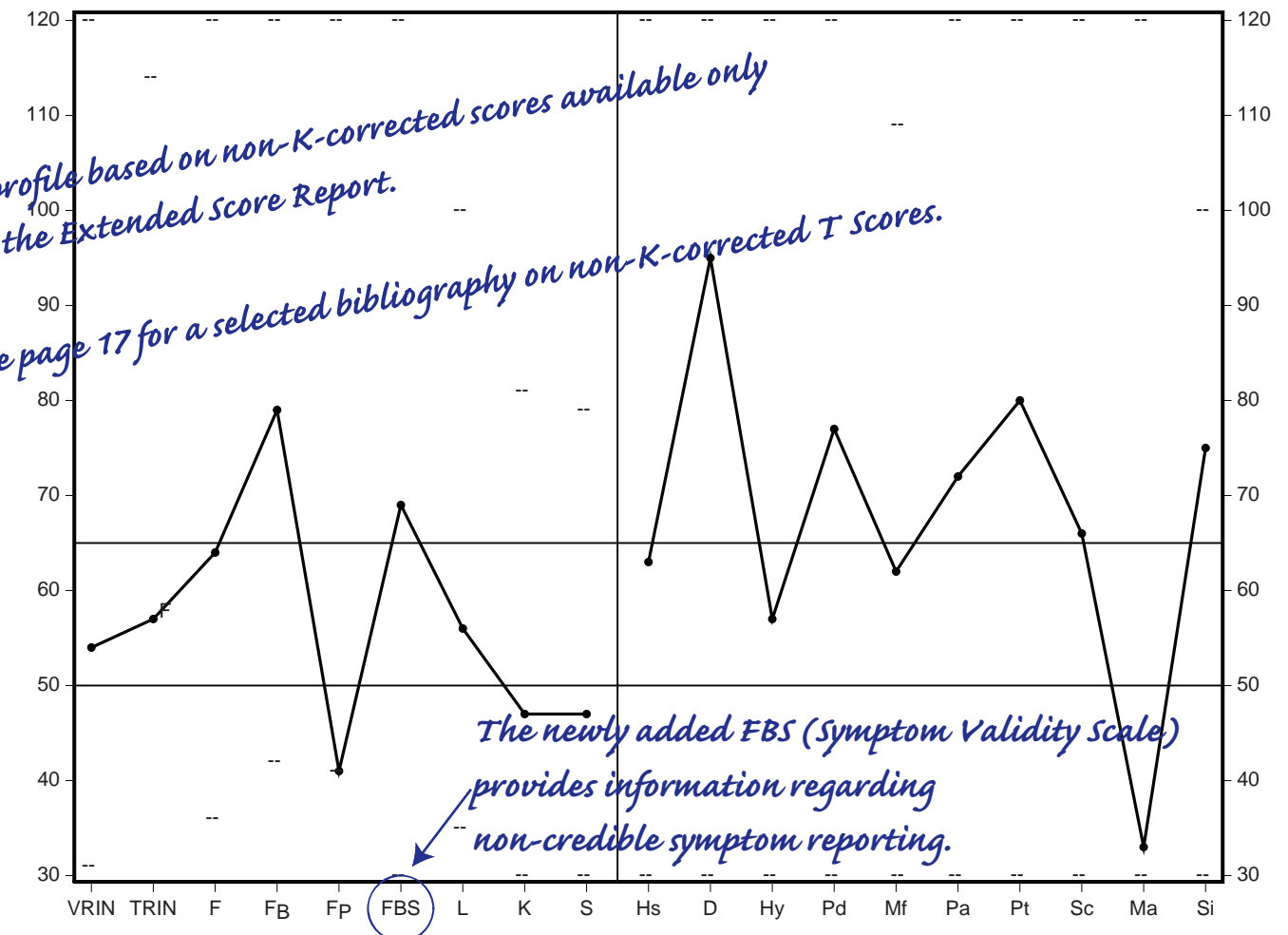
The highest and lowest T scores possible on each scale are indicated by a "--".

For information on FBS, see Ben-Porath, Y. S., & Tellegen, A. (2006). The Symptom Validity Scale (FBS): Current Status, a report on the Pearson Assessments web site (www.pearsonassessments.com/tests/mmpi_2.htm).

MMPI-2 **NON-K-CORRECTED** VALIDITY/CLINICAL SCALES PROFILE

A profile based on non-K-corrected scores available only in the Extended Score Report.

See page 17 for a selected bibliography on non-K-corrected T Scores.



Raw Score:	6	8	9	9	0	19	5	14	22	10	41	24	29	32	16	32	23	8	47
T Score (Plotted):	54	57F	64	79	41	69	56	47	47	63	95	57	77	62	72	80	66	33	75
Non-Gendered T Score:	54	57F	66	79	42	65	57	47	46	61	94	55	78		71	78	65	34	73
Response %:	100	100	100	98	96	100	100	100	100	100	100	100	100	100	100	100	100	100	100

Cannot Say (Raw):	1	Percent True:	41
Profile Elevation:	67.9	Percent False:	59

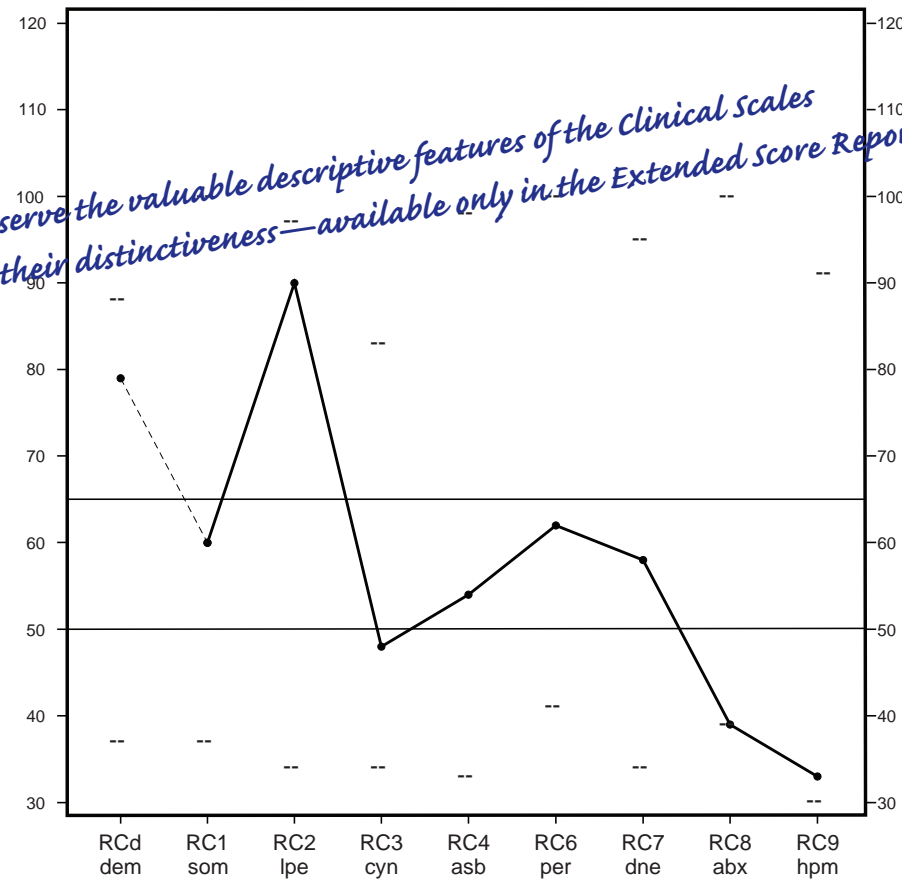
The highest and lowest T scores possible on each scale are indicated by a "--".

Non-K-corrected T scores allow interpreters to examine the relative contributions of the Clinical Scale raw score and the K correction to K-corrected Clinical Scale T scores. Because all other MMPI-2 scores that aid in the interpretation of the Clinical Scales (the Harris-Lingoes subscales, Restructured Clinical Scales, Content and Content Component Scales, PSY-5 Scales, and Supplementary Scales) are not K-corrected, they can be compared most directly with non-K-corrected T scores.

For information on FBS, see Ben-Porath, Y. S., & Tellegen, A. (2006). The Symptom Validity Scale (FBS): Current Status, a report on the Pearson Assessments web site (www.pearsonassessments.com/tests/mmpi_2.htm).

MMPI-2 RESTRUCTURED CLINICAL SCALES PROFILE

The RC Scales preserve the valuable descriptive features of the Clinical Scales while enhancing their distinctiveness—available only in the Extended Score Report.



Raw Score:	19	6	15	6	7	2	9	0	3
T Score (plotted):	79	60	90	48	54	62	58	39	33
Non-Gendered T Score:	77	59	92	49	57	63	55	39	34
Response %:	100	100	100	100	100	100	100	100	100

The highest and lowest T scores possible on each scale are indicated by a "--".

LEGEND

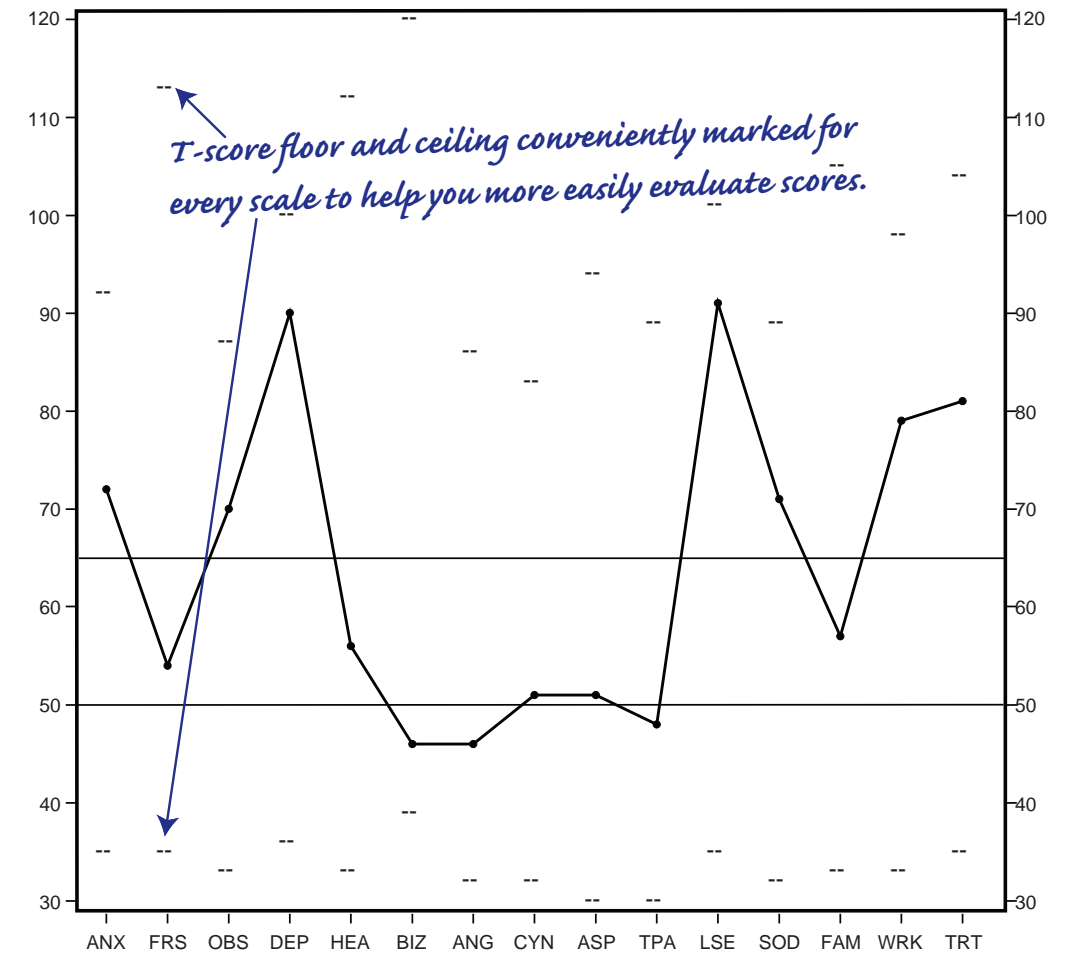
dem = Demoralization	cyn = Cynicism	dne = Dysfunctional Negative Emotions
som = Somatic Complaints	asb = Antisocial Behavior	abx = Aberrant Experiences
lpe = Low Positive Emotions	per = Ideas of Persecution	hpm = Hypomanic Activation

For information on the RC scales, see Tellegen, A., Ben-Porath, Y.S., McNulty, J.L., Arbisi, P.A., Graham, J.R., & Kaemmer, B. 2003. The MMPI-2 Restructured Clinical (RC) Scales: Development, Validation, and Interpretation. Minneapolis: University of Minnesota Press.

→ See page 16 for a selected bibliography on the RC Scales.

MMPI-2 CONTENT SCALES PROFILE

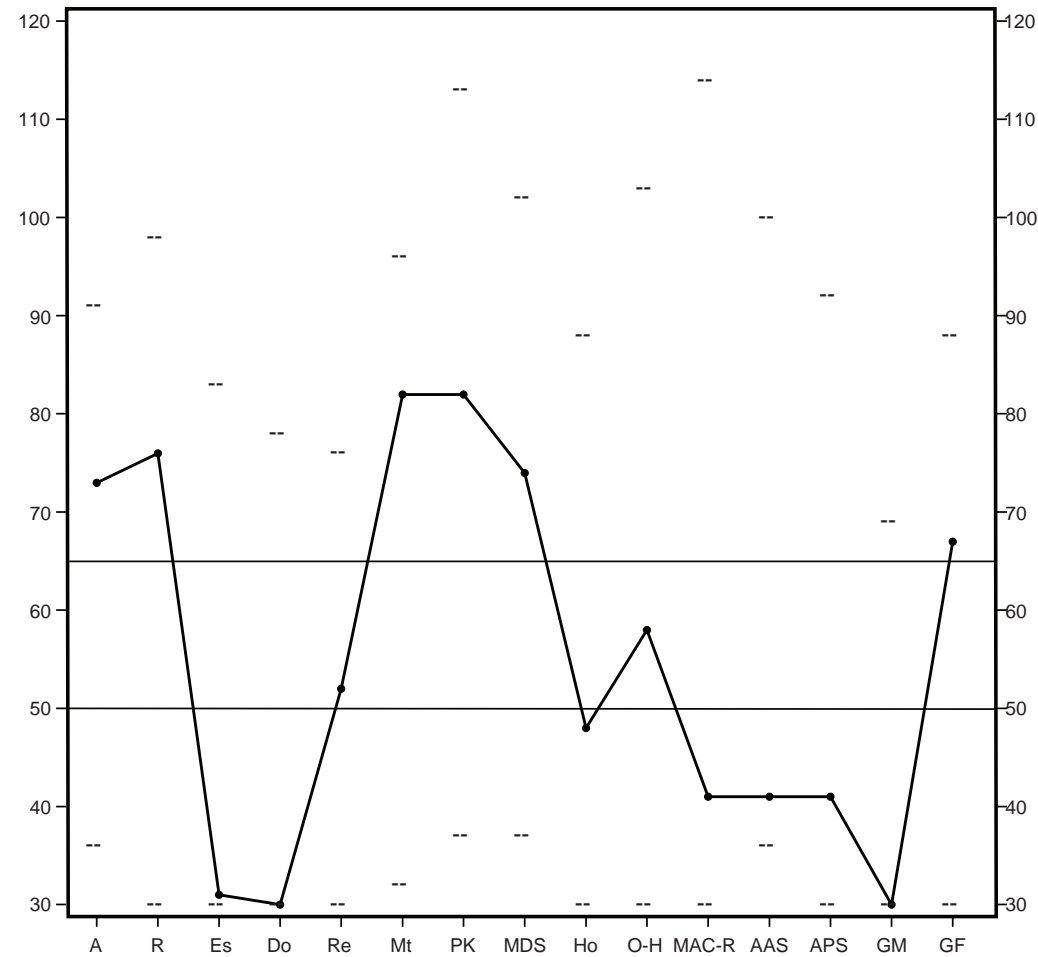
T-score floor and ceiling conveniently marked for every scale to help you more easily evaluate scores.



Raw Score:	15	5	11	27	7	1	4	11	9	8	20	17	8	23	17
T Score (plotted):	72	54	70	90	56	46	46	51	51	48	91	71	57	79	81
Non-Gendered T Score:	70	50	68	89	54	47	45	52	53	49	87	70	56	78	80
Response %:	100	100	100	100	100	100	100	100	100	100	100	100	100	100	96

The highest and lowest T scores possible on each scale are indicated by a "--".

MMPI-2 SUPPLEMENTARY SCALES PROFILE



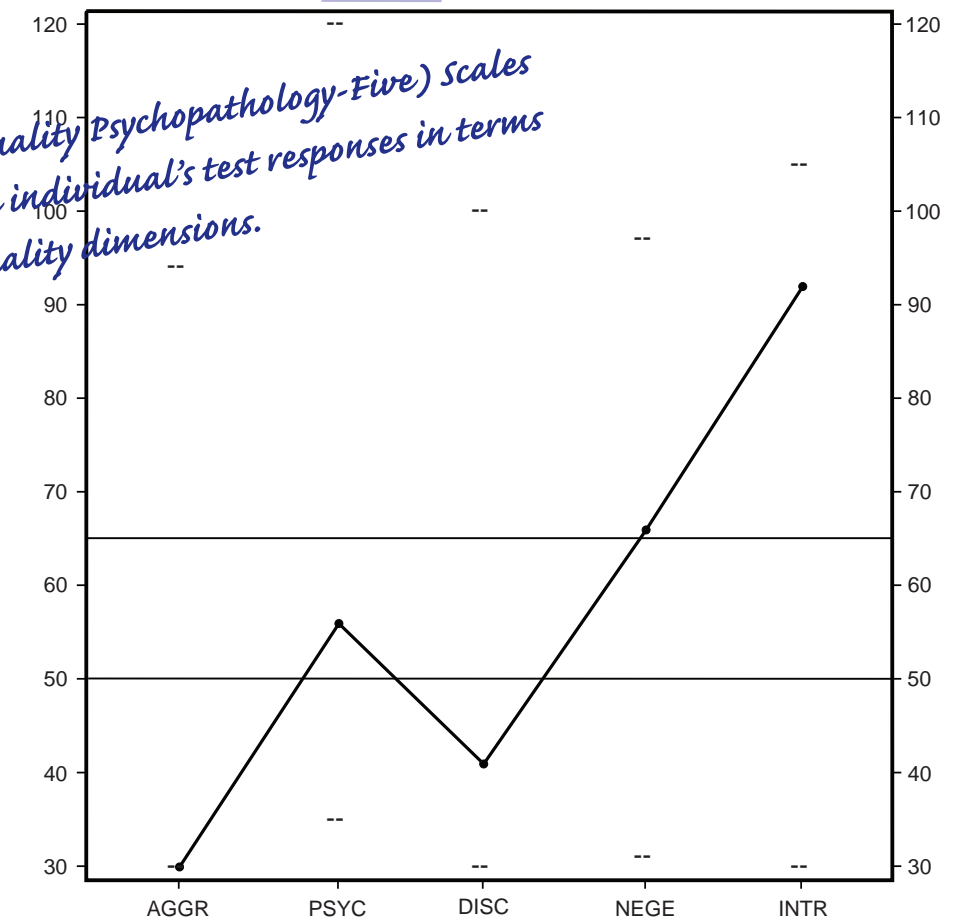
Raw Score:	26	27	29	9	21	32	27	8	17	15	17	1	20	27	36
T Score (plotted):	73	76	31	30	52	82	82	74	48	58	41	41	41	30	67
Non-Gendered T Score:	70	77	36	30	51	80	80	72	49	57	43	43	41		
Response %:	100	100	100	100	100	100	100	100	100	100	92	100	100	100	100

The highest and lowest T scores possible on each scale are indicated by a "--".

Non-gendered T scores reported for every scale, relevant in pre-employment testing.

MMPI-2 PSY-5 SCALES PROFILE

The PSY-5 (Personality Psychopathology-Five) Scales help organize the individual's test responses in terms of 5 major personality dimensions.



Raw Score:	1	5	10	18	29
T Score (plotted):	30	56	41	66	92
Non-Gendered T Score:	32	56	45	63	94
Response %:	100	100	100	100	100

The highest and lowest T scores possible on each scale are indicated by a "--".

→ See page 18 for a selected bibliography on the PSY-5 Scales.

ADDITIONAL SCALES

(to be used as an aid in interpreting the parent scales)

	Non-Gendered			
	Raw Score	T Score	T Score	Resp %
Harris-Lingoes Subscales				
Depression Subscales				
Subjective Depression (D ₁)	26	100	97	100
Psychomotor Retardation (D ₂)	13	92	91	100
Physical Malfunctioning (D ₃)	5	67	65	100
Mental Dullness (D ₄)	11	91	90	100
Brooding (D ₅)	9	91	86	100
Hysteria Subscales				
Denial of Social Anxiety (Hy ₁)	3	45	45	100
Need for Affection (Hy ₂)	2	32	31	100
Lassitude-Malaise (Hy ₃)	11	88	86	100
Somatic Complaints (Hy ₄)	3	52	51	100
Inhibition of Aggression (Hy ₅)	3	48	47	100
Psychopathic Deviate Subscales				
Familial Discord (Pd ₁)	5	71	69	100
Authority Problems (Pd ₂)	3	47	50	100
Social Imperturbability (Pd ₃)	1	33	34	100
Social Alienation (Pd ₄)	6	61	60	100
Self-Alienation (Pd ₅)	8	72	72	100
Paranoia Subscales				
Persecutory Ideas (Pa ₁)	4	64	64	100
Poignancy (Pa ₂)	5	68	67	100
Naivete (Pa ₃)	5	51	50	100
Schizophrenia Subscales				
Social Alienation (Sc ₁)	6	64	62	100
Emotional Alienation (Sc ₂)	5	88	87	100
Lack of Ego Mastery, Cognitive (Sc ₃)	5	72	73	100
Lack of Ego Mastery, Conative (Sc ₄)	10	92	92	100
Lack of Ego Mastery, Defective Inhibition (Sc ₅)	2	54	53	100
Bizarre Sensory Experiences (Sc ₆)	1	46	45	100
Hypomania Subscales				
Amorality (Ma ₁)	1	42	44	100
Psychomotor Acceleration (Ma ₂)	2	34	34	100
Imperturbability (Ma ₃)	1	35	36	100
Ego Inflation (Ma ₄)	2	43	43	100
Social Introversion Subscales				
Shyness/Self-Consciousness (Si ₁)	8	59	58	100
Social Avoidance (Si ₂)	6	62	64	100
Alienation--Self and Others (Si ₃)	12	71	70	100

Content Component Scales	Non-Gendered			
	Raw Score	T Score	T Score	Resp %
Fears Subscales				
Generalized Fearfulness (FRS ₁)	0	44	43	100
Multiple Fears (FRS ₂)	5	59	54	100
Depression Subscales				
Lack of Drive (DEP ₁)	12	106	103	100
Dysphoria (DEP ₂)	5	82	76	100
Self-Depreciation (DEP ₃)	5	76	77	100
Suicidal Ideation (DEP ₄)	3	95	96	100
Health Concerns Subscales				
Gastrointestinal Symptoms (HEA ₁)	1	57	55	100
Neurological Symptoms (HEA ₂)	1	47	46	100
General Health Concerns (HEA ₃)	0	40	41	100
Bizarre Mentation Subscales				
Psychotic Symptomatology (BIZ ₁)	0	44	44	100
Schizotypal Characteristics (BIZ ₂)	1	47	48	100
Anger Subscales				
Explosive Behavior (ANG ₁)	0	39	39	100
Irritability (ANG ₂)	4	56	56	100
Cynicism Subscales				
Misanthropic Beliefs (CYN ₁)	8	55	56	100
Interpersonal Suspiciousness (CYN ₂)	3	48	49	100
Antisocial Practices Subscales				
Antisocial Attitudes (ASP ₁)	6	49	51	100
Antisocial Behavior (ASP ₂)	3	59	64	100
Type A Subscales				
Impatience (TPA ₁)	5	63	64	100
Competitive Drive (TPA ₂)	2	44	45	100
Low Self-Esteem Subscales				
Self-Doubt (LSE ₁)	10	90	88	100
Submissiveness (LSE ₂)	4	69	66	100
Social Discomfort Subscales				
Introversion (SOD ₁)	12	71	72	100
Shyness (SOD ₂)	5	63	62	100
Family Problems Subscales				
Family Discord (FAM ₁)	3	50	49	100
Familial Alienation (FAM ₂)	2	58	59	100

	Raw Score	T Score	Non-Gendered	
			T Score	Resp %
Negative Treatment Indicators Subscales				
Low Motivation (TRT,)	9	95	90	100
Inability to Disclose (TRT,)	2	52	53	100

Uniform T scores are used for Hs, D, Hy, Pd, Pa, Pt, Sc, Ma, the content scales, the content component scales, and the PSY-5 scales. The remaining scales and subscales use linear T scores.

Customer Perspectives

"I find the RC Scales quite useful because they highlight the major concerns of clients. This is especially true for complex profiles with multiple elevations on the Clinical and Content Scales."

*Stephen E. Finn, PhD
Past-President, Society for Personality Assessment and
Founder, Center for Therapeutic Assessment, Austin, Texas*

"Clinicians have long known that 'demoralization' is a common first factor that cuts across every psychological disorder. The RC Scales, like a deft diagnostician, sift through the manifest distress to find the real problem, the signal beneath the noise."

*Charles Peterson, PhD
VA Medical Center, Minneapolis, Minnesota*

OMITTED ITEMS

← All unscorable item responses conveniently provided.

Those items for which there is no response or for which both true and false responses have been entered are considered "omitted." The potential for lowering the elevation of individual scales or the overall profile and rendering the administration invalid increases with the number of omitted items. Defensiveness, confusion, carelessness, and indecision are among the common reasons for omitting items. Examination of the content of the items that were omitted by the respondent may reveal specific problem areas or suggest reasons for their not responding appropriately to all items. Following are the items that were omitted:

501. Omitted Item.

CRITICAL ITEMS

← Endorsed critical items provided to facilitate clinician follow-up.

The MMPI-2 contains a number of items whose content may indicate the presence of psychological problems when endorsed in the deviant direction. These "critical items," developed for use in clinical settings, may provide an additional source of hypotheses about the respondent. However, caution should be used in interpreting critical items since responses to single items are very unreliable and should not be treated as scores on full-length scales -- for example, an individual could easily mismark or misunderstand a single item and not intend the answer given. The content of the items and the possibility of misinterpretation make it important to keep the test results strictly confidential. Special caution should be exercised when interpreting these items in nonclinical settings.

Acute Anxiety State (Koss-Butcher Critical Items)

- 2. Omitted Item. (False)
- 3. Omitted Item. (False)
- 5. Omitted Item. (True)
- 28. Omitted Item. (True)
- 39. Omitted Item. (True)
- 140. Omitted Item. (False)
- 218. Omitted Item. (True)
- 223. Omitted Item. (False)
- 301. Omitted Item. (True)
- 444. Omitted Item. (True)

Depressed Suicidal Ideation (Koss-Butcher Critical Items)

- 9. Omitted Item. (False)
- 38. Omitted Item. (True)
- 65. Omitted Item. (True)
- 71. Omitted Item. (True)
- 75. Omitted Item. (False)
- 92. Omitted Item. (True)
- 95. Omitted Item. (False)



Special Note:
The content of the test items is included in the actual reports. To protect the integrity of the test, the item content does not appear in this sample report.

- 130. Omitted Item. (True)
- 146. Omitted Item. (True)
- 215. Omitted Item. (True)
- 233. Omitted Item. (True)
- 273. Omitted Item. (True)
- 303. Omitted Item. (True)
- 411. Omitted Item. (True)
- 454. Omitted Item. (True)
- 485. Omitted Item. (True)
- 518. Omitted Item. (True)

Threatened Assault (Koss-Butcher Critical Items)

- 213. Omitted Item. (True)

Situational Stress Due to Alcoholism (Koss-Butcher Critical Items)

- 125. Omitted Item. (False)
- 518. Omitted Item. (True)

Mental Confusion (Koss-Butcher Critical Items)

- 31. Omitted Item. (True)
- 299. Omitted Item. (True)
- 325. Omitted Item. (True)

Persecutory Ideas (Koss-Butcher Critical Items)

- 17. Omitted Item. (True)
- 124. Omitted Item. (True)
- 241. Omitted Item. (True)
- 259. Omitted Item. (True)
- 314. Omitted Item. (False)

Antisocial Attitude (Lachar-Wrobel Critical Items)

- 35. Omitted Item. (True)
- 105. Omitted Item. (True)

Family Conflict (Lachar-Wrobel Critical Items)

- 21. Omitted Item. (True)
- 83. Omitted Item. (False)
- 125. Omitted Item. (False)

Somatic Symptoms (Lachar-Wrobel Critical Items)

- 28. Omitted Item. (True)
- 111. Omitted Item. (True)
- 164. Omitted Item. (False)
- 464. Omitted Item. (True)

Anxiety and Tension (Lachar-Wrobel Critical Items)

- 17. Omitted Item. (True)
- 218. Omitted Item. (True)
- 223. Omitted Item. (False)
- 261. Omitted Item. (False)
- 299. Omitted Item. (True)
- 301. Omitted Item. (True)

Sleep Disturbance (Lachar-Wrobel Critical Items)

- 5. Omitted Item. (True)
- 39. Omitted Item. (True)
- 140. Omitted Item. (False)

Depression and Worry (Lachar-Wrobel Critical Items)

- 2. Omitted Item. (False)
- 3. Omitted Item. (False)
- 65. Omitted Item. (True)
- 73. Omitted Item. (True)
- 75. Omitted Item. (False)
- 130. Omitted Item. (True)
- 165. Omitted Item. (False)
- 273. Omitted Item. (True)
- 303. Omitted Item. (True)
- 339. Omitted Item. (True)
- 411. Omitted Item. (True)
- 415. Omitted Item. (True)
- 454. Omitted Item. (True)

Deviant Beliefs (Lachar-Wrobel Critical Items)

- 259. Omitted Item. (True)
- 314. Omitted Item. (False)

Problematic Anger (Lachar-Wrobel Critical Items)

- 213. Omitted Item. (True)

End of Report

NOTE: This and previous pages of this report contain trade secrets and are not to be released in response to requests under HIPAA (or any other data disclosure law that exempts trade secret information from release). Further, release in response to litigation discovery demands should be made only in accordance with your profession's ethical guidelines and under an appropriate protective order.

ITEM RESPONSES

1: 2 2: 2 3: 2 4: 2 5: 1 6: 1 7: 1 8: 1 9: 2 10: 1
11: 2 12: 1 13: 2 14: 1 15: 2 16: 1 17: 1 18: 2 19: 2 20: 1
21: 1 22: 2 23: 2 24: 2 25: 2 26: 1 27: 2 28: 1 29: 2 30: 2
31: 1 32: 2 33: 1 34: 1 35: 1 36: 1 37: 2 38: 1 39: 1 40: 2
41: 2 42: 2 43: 1 44: 2 45: 1 46: 1 47: 1 48: 2 49: 2 50: 1
51: 1 52: 1 53: 2 54: 2 55: 2 56: 1 57: 1 58: 1 59: 2 60: 2
61: 2 62: 2 63: 2 64: 2 65: 1 66: 2 67: 2 68: 2 69: 2 70: 1
71: 1 72: 2 73: 1 74: 2 75: 2 76: 2 77: 1 78: 1 79: 2 80: 2
81: 1 82: 1 83: 2 84: 2 85: 2 86: 2 87: 1 88: 1 89: 1 90: 1
91: 1 92: 1 93: 1 94: 2 95: 2 96: 2 97: 2 98: 2 99: 2 100: 1
101: 2 102: 1 103: 2 104: 2 105: 1 106: 1 107: 2 108: 1 109: 2 110: 1
111: 1 112: 2 113: 2 114: 2 115: 2 116: 1 117: 1 118: 1 119: 1 120: 2
121: 1 122: 2 123: 2 124: 1 125: 2 126: 1 127: 1 128: 1 129: 1 130: 1
131: 2 132: 1 133: 2 134: 2 135: 1 136: 1 137: 2 138: 2 139: 1 140: 2
141: 1 142: 1 143: 2 144: 2 145: 2 146: 1 147: 1 148: 2 149: 2 150: 2
151: 1 152: 2 153: 2 154: 1 155: 1 156: 2 157: 2 158: 1 159: 1 160: 2
161: 2 162: 2 163: 2 164: 2 165: 2 166: 2 167: 1 168: 2 169: 2 170: 2
171: 2 172: 2 173: 2 174: 2 175: 2 176: 1 177: 2 178: 1 179: 1 180: 2
181: 1 182: 2 183: 1 184: 2 185: 2 186: 1 187: 1 188: 2 189: 2 190: 1
191: 2 192: 1 193: 2 194: 2 195: 1 196: 1 197: 2 198: 2 199: 2 200: 2
201: 2 202: 2 203: 1 204: 2 205: 2 206: 2 207: 2 208: 1 209: 2 210: 1
211: 2 212: 2 213: 1 214: 1 215: 1 216: 2 217: 2 218: 1 219: 1 220: 2
221: 2 222: 2 223: 2 224: 1 225: 2 226: 2 227: 2 228: 2 229: 2 230: 2
231: 2 232: 1 233: 1 234: 2 235: 1 236: 2 237: 2 238: 2 239: 2 240: 2
241: 1 242: 2 243: 1 244: 2 245: 1 246: 2 247: 2 248: 1 249: 2 250: 2
251: 2 252: 2 253: 2 254: 2 255: 1 256: 2 257: 2 258: 2 259: 1 260: 1
261: 2 262: 2 263: 1 264: 2 265: 2 266: 1 267: 2 268: 2 269: 2 270: 2
271: 1 272: 1 273: 1 274: 1 275: 1 276: 1 277: 1 278: 1 279: 2 280: 2
281: 2 282: 2 283: 2 284: 1 285: 1 286: 2 287: 2 288: 2 289: 2 290: 1
291: 2 292: 2 293: 2 294: 2 295: 1 296: 2 297: 2 298: 2 299: 1 300: 1
301: 1 302: 1 303: 1 304: 1 305: 1 306: 2 307: 2 308: 1 309: 1 310: 2
311: 2 312: 2 313: 2 314: 2 315: 1 316: 2 317: 2 318: 2 319: 2 320: 2
321: 2 322: 2 323: 2 324: 2 325: 1 326: 1 327: 2 328: 2 329: 2 330: 2
331: 1 332: 2 333: 2 334: 2 335: 1 336: 2 337: 1 338: 2 339: 1 340: 1
341: 2 342: 1 343: 1 344: 2 345: 2 346: 2 347: 1 348: 1 349: 1 350: 2
351: 2 352: 2 353: 2 354: 2 355: 2 356: 2 357: 1 358: 2 359: 2 360: 1
361: 2 362: 1 363: 2 364: 1 365: 2 366: 2 367: 2 368: 1 369: 2 370: 2
371: 2 372: 1 373: 2 374: 1 375: 1 376: 1 377: 1 378: 2 379: 2 380: 1
381: 2 382: 2 383: 1 384: 1 385: 1 386: 2 387: 2 388: 1 389: 2 390: 2
391: 2 392: 2 393: 2 394: 1 395: 2 396: 1 397: 2 398: 1 399: 1 400: 1
401: 1 402: 2 403: 2 404: 1 405: 1 406: 2 407: 2 408: 2 409: 2 410: 2
411: 1 412: 1 413: 1 414: 2 415: 1 416: 2 417: 2 418: 2 419: 2 420: 1
421: 1 422: 2 423: 2 424: 2 425: 2 426: 2 427: 1 428: 1 429: 1 430: 2
431: 2 432: 2 433: 2 434: 2 435: 2 436: 2 437: 2 438: 2 439: 2 440: 2

441: 2 442: 1 443: 1 444: 1 445: 2 446: 1 447: 2 448: 2 449: 2 450: 1
451: 1 452: 2 453: 2 454: 1 455: 1 456: 2 457: 2 458: 2 459: 1 460: 1
461: 1 462: 2 463: 2 464: 1 465: 2 466: 2 467: 2 468: 2 469: 2 470: 2
471: 2 472: 1 473: 1 474: 1 475: 1 476: 2 477: 2 478: 2 479: 2 480: 1
481: 2 482: 1 483: 1 484: 2 485: 1 486: 1 487: 2 488: 1 489: 2 490: 2
491: 1 492: 1 493: 2 494: 1 495: 2 496: 2 497: 2 498: 2 499: 2 500: 1
501: / 502: 2 503: 1 504: 1 505: 2 506: 2 507: 1 508: 2 509: 1 510: 2
511: 2 512: 1 513: 2 514: 1 515: 1 516: 1 517: 1 518: 1 519: 1 520: 2
521: 2 522: 2 523: 1 524: 2 525: 1 526: 1 527: 2 528: 1 529: 2 530: 2
531: 2 532: 2 533: 1 534: 2 535: 1 536: 1 537: 2 538: 1 539: 1 540: 2
541: 2 542: 2 543: 2 544: 2 545: 1 546: 1 547: 1 548: 2 549: 2 550: 2
551: 2 552: 2 553: 1 554: 1 555: 2 556: 1 557: 2 558: 2 559: 1 560: 2
561: 1 562: 1 563: 2 564: 1 565: 1 566: 2 567: 2



Selected Bibliography for the: RC (Restructured Clinical) Scales, K- and Non-K-Corrected T Scores, and PSY-5 (Personality Psychopathology-Five) Scales

RC (Restructured Clinical) Scales

December 2007

General:

- Abraham, P. P. (2005). What's in a name? Bridges to new understanding: MMPI-2 Restructured Clinical (RC) Scales and Personality Psychopathology Five (PSY-5) Scales. *SPA Exchange*, 17, 3-5.
- Archer, R. P. (2006). A perspective on the Restructured Clinical (RC) Scale project. *Journal of Personality Assessment*, 87, 179-185.
- Ben-Porath, Y. S. (2006). Differentiating normal and abnormal personality with the MMPI-2. In S. Strack (Ed.), *Differentiating normal and abnormal personality* (2nd Edition, pp. 337-381). NY: Springer.
- Ben-Porath, Y. S. (2003). Introducing the MMPI-2 Restructured Clinical (RC) Scales. *SPA Exchange*, 15, 16-17, 23.
- Ben-Porath, Y. S., & Tellegen, A. (In Press). Empirical correlates of the MMPI-2 Restructured Clinical (RC) Scales in mental health, forensic, and non-clinical settings: An introduction. *Journal of Personality Assessment*.
- Caldwell, A. B. (2006). Maximal measurement or meaningful measurement: The interpretive challenges of the MMPI-2 Restructured Clinical (RC) Scales. *Journal of Personality Assessment* 87, 193-201.
- Finn, S. E., & Kamphuis, J. H. (2006). The MMPI-2 RC Scales and restraints to innovation, or "What have they done to my song?" *Journal of Personality Assessment* 87, 202-210.
- Forbey, J. D., & Ben-Porath, Y. S. (2007). Computerized adaptive personality testing: A review and illustration with the MMPI-2 Computerized Adaptive Version (MMPI-2-CA). *Psychological Assessment*, 19, 14-24.
- Graham, J. R. (2006). *MMPI-2: Assessing Personality and Psychopathology (4th edition)*. New York: Oxford University Press.
- Nichols, D. S. (2006). The trials of separating bath water from baby: A review and critique of the MMPI-2 Restructured Clinical Scales. *Journal of Personality Assessment*, 87, 121-138.
- Nichols, D. S. (2006). Comment on Rogers, Sewell, Harrison, & Jordan (2006). *Journal of Personality Assessment*, 87, 172-174.
- Rogers, R., & Sewell, K.W. (2006). MMPI-2 at the crossroads: Aging technology or retrofitting. *Journal of Personality Assessment*, 87, 175-178.
- Rogers, R., Sewell, K. W., Harrison, K. S., & Jordan, M. J. (2006). The MMPI-2 Restructured Clinical Scales: A paradigmatic shift in scale development. *Journal of Personality Assessment*, 87, 139-147.
- Sellbom, M., Ben-Porath, Y. S., Graham, J. R., Arbisi, P. A., & Bagby, R. M. (2005). Susceptibility of the MMPI-2 Clinical, Restructured Clinical (RC), and Content Scales to overreporting and underreporting. *Assessment*, 12, 79-85.
- Simms, L. J. (2006). Bridging the divide: Comments on the Restructured Clinical Scales of the MMPI-2. *Journal of Personality Assessment* 87, 211-216.
- Tellegen, A., Ben-Porath, Y. S., McNulty, J. L., Arbisi, P. A., Graham, J. R., & Kaemmer, B. (2003). *MMPI-2 Restructured Clinical (RC) Scales: Development, validation, and interpretation*. Minneapolis: University of Minnesota Press.

- Tellegen, A., Ben-Porath, Y. S., Sellbom, M., Arbisi, P. A., McNulty, J. L., & Graham, J. R. (2006). Further evidence on the validity of the MMPI-2 Restructured Clinical (RC) Scales: Addressing questions raised by Rogers et al. and Nichols. *Journal of Personality Assessment*, 87, 148-171.
- Viken, R. J., & Rose, R. J. (2007). Genetic variation and covariation in the original and Restructured Clinical Scales of the MMPI. *Journal of Abnormal Psychology*, 116, 842-847.
- Weed, N. C. (2006). Syndromal complexity, paradigm shifts, and the future of validation research: A comment on Nichols and Rogers, Sewell, Harrison, & Jordan. *Journal of Personality Assessment*, 87, 217-222.

Correctional Settings:

- Megargee, Edwin I. (2006). *Using the MMPI-2 in criminal justice and correctional settings*. Minneapolis: University of Minnesota Press.

Forensic Settings:

- Downing, S. K., Denney, R. L., Spray, B. J., Houston, C. M., & Halfaker, D. H. (In Press). Examining the relationship between the Restructured Scales and the Fake Bad Scale of the MMPI-2. *The Clinical Neuropsychologist*.
- Henry, G. K., Heilbronner, R. L., Mittenberg, W., Enders, C., & Stanczal, S. R. (In Press). Comparison of the Lees-Haley Fake Bad Scale, Henry-Heilbronner Index, and Restructured Clinical Scale 1 in identifying noncredible symptom reporting. *The Clinical Neuropsychologist*.
- Sellbom, M., & Ben-Porath, Y. S. (2006). Forensic applications of the MMPI. In R. P. Archer (Ed.), *Forensic uses of clinical assessment instruments*. (pp. 19-55) NJ: Lawrence Erlbaum Associates.
- Sellbom, M., Ben-Porath, Y. S., Baum, L. J., Erez, E., & Gregory, C. (In Press). Predictive validity of the MMPI-2 Restructured Clinical (RC) Scales in a batterers' intervention program. *Journal of Personality Assessment*.
- Sellbom, M., Ben-Porath, Y. S., Lilienfeld, S. O., Patrick, C. J., & Graham, J. R. (2005). Assessing psychopathic personality traits with the MMPI-2. *Journal of Personality Assessment*, 85, 334-343.
- Sellbom, M., Ben-Porath, Y. S., & Stafford, K. P. (2007). A comparison of measures of psychopathic deviance in a forensic setting. *Psychological Assessment*, 19, 430-436.
- Stredny, R. V., Archer, R. P., & Mason, J. A. (2006). MMPI-2 and MCMI-III characteristics of parental competency examinees. *Journal of Personality Assessment*, 87, 113-115.
- Wygant, D. B., Sellbom, M., Ben-Porath, Y. S., Stafford, K. P., Freeman, D. B., & Heilbronner, R. I. (2007). The relation between symptom validity testing and MMPI-2 scores as a function of forensic evaluation context. *Archives of Clinical Neuropsychology*, 22, 488-499.

Medical Settings:

- Butcher, J. N., Hamilton, C. K., Rouse, S. V., & Cumella, E. J. (2006). The deconstruction of the Hy Scale of MMPI-2: Failure of RC3 in measuring somatic symptom expression. *Journal of Personality Assessment* 87, 186-192.
- Wygant, D. B., Boutacoff, L. A., Arbisi, P. A., Ben-Porath, Y. S., Kelly, P. H., & Rupp, W. M. (2007). Examination of the MMPI-2 Restructured Clinical (RC) Scales in a sample of bariatric surgery candidates. *Journal of Clinical Psychology in Medical Settings*, 14, 197-205.

Mental Health Settings:

- Arbisi, P. A., Sellbom, M., & Ben-Porath, Y. S. (In Press). Empirical correlates of the MMPI-2 Restructured Clinical (RC) Scales in psychiatric inpatients. *Journal of Personality Assessment*.
- Castro, Y., Gordon, K. H., Brown, J. S., Cox, J. C., & Joiner, T. E. (In Press). Examination of racial differences on the MMPI-2 Clinical and Restructured Clinical Scales in an outpatient sample. *Assessment*.
- Forbey, J. D., & Ben-Porath, Y. S. (2007). A comparison of the MMPI-2 Restructured Clinical (RC) and Clinical Scales in a substance abuse treatment sample. *Psychological Services*, 4, 46-58.
- Handel, R. W., & Archer, R. P. (In Press). An investigation of the psychometric properties of the MMPI-2 Restructured Clinical (RC) Scales with mental health inpatients. *Journal of Personality Assessment*.
- Ozonoff, S., Garcia, N., Clark, E., & Lainhart, J. E. (2005). MMPI-2 personality profiles of high-functioning adults with Autism Spectrum Disorders. *Assessment*, 12, 86-95.
- Sellbom, M., Ben-Porath, Y. S., & Bagby, R. M. (In Press). Personality and Psychopathology: Mapping the MMPI-2 Restructured Clinical (RC) Scales onto the Five Factor Model of Personality. *Journal of Personality Disorders*.
- Sellbom, M., Ben-Porath, Y. S., & Graham, J. R. (2006). Correlates of the MMPI-2 Restructured Clinical (RC) Scales in a college counseling setting. *Journal of Personality Assessment*, 86, 89-99.

- Sellbom, M., Ben-Porath, Y. S., McNulty, J. L., Arbisi, P. A., & Graham, J. R. (2006). Elevation differences between MMPI-2 Clinical and Restructured Clinical (RC) Scales: Frequency, origins, and interpretative implications. *Assessment, 13*, 430-441.
- Sellbom, M., Graham, J. R., & Schenk, P. (2006). Incremental validity of the MMPI-2 Restructured Clinical (RC) Scales in a private practice sample. *Journal of Personality Assessment, 86*, 196-205.
- Simms, L. J., Casillas, A., Clark, L. A., Watson, D., & Doebbeling, B. I. (2005). Psychometric evaluation of the Restructured Clinical Scales of the MMPI-2. *Psychological Assessment, 17*, 345-358.
- Wallace, A., & Liljequist, L. (2005). A comparison of the correlational structures and elevation patterns of the MMPI-2 Restructured Clinical (RC) and Clinical Scales. *Assessment, 12*, 290-294.
- Wygant, D. B., & Fleming, K. P. (In Press). Clinical utility of the MMPI-2 Restructured Clinical (RC) Scales in therapeutic assessment: A case study. *Journal of Personality Assessment*.

Non-Clinical Settings:

- Forbey, J. D., & Ben-Porath, Y. S. (In Press). Empirical correlates of the MMPI-2 Restructured Clinical (RC) Scales in a non-clinical setting. *Journal of Personality Assessment*.
- Osberg, T. M., Haseley, E. N., & Kamas, M. M. (In Press). The MMPI-2 Clinical Scales and Restructured Clinical (RC) Scales: Comparative psychometric properties and relative diagnostic efficiency in young adults. *Journal of Personality Assessment*.
- Sellbom, M., & Ben-Porath, Y. S. (2005). Mapping the MMPI-2 Restructured Clinical (RC) Scales onto normal personality traits: Evidence of construct validity. *Journal of Personality Assessment, 85*, 179-187.
- Sellbom, M., Fischler, G. L., & Ben-Porath, Y. S. (2007). Identifying MMPI-2 predictors of police officer integrity and misconduct. *Criminal Justice and Behavior, 34*, 985-1004.

K- and Non-K-Corrected T Scores

- Alperin, J.J., Archer, R.P., & Coates, G.D. (1996). Development and effects of an MMPI-A K-correction procedure. *Journal of Personality Assessment, 67*, 155-168.
- Archer, R.P., Fontaine, J., & McCrae, R.R. (1998). Effects of two MMPI-2 validity scales on basic scale relations to external criteria. *Journal of Personality Assessment, 70*, 87-102.
- Barthlow, D.L., Graham, J.R., Ben-Porath, Y.S., Tellegen, A., & McNulty, J.L. (2002). The appropriateness of the MMPI-2 K correction. *Assessment, 9*, 219-229.
- Butcher, J.N., & Tellegen, A. (1978). Common methodological problems in MMPI research. *Journal of Consulting and Clinical Psychology, 46*, 620-628.
- Clopton, J.R., Shanks, D.A., & Preng, K.W. (1987). Classification accuracy of the MacAndrew scale with and without K corrections. *The International Journal of Addictions, 22*, 1049-1051.
- Colby, F. (1989). Usefulness of the K correction in MMPI profiles of patients and nonpatients. *Psychological Assessment, 1*, 142-145.
- Dahlstrom, W.G., Welsh, G.S., Dahlstrom, L.E. (1972). *An MMPI handbook: Vol. I. Clinical interpretation*. Minneapolis: University of Minnesota Press.
- Detrick, P., Chnibnall, J.T., & Rosso, M. (2001). Minnesota Multiphasic Personality Inventory-2 in police officer selection: Normative data and relation to the Inwald Personality Inventory. *Professional Psychology: Research and Practice, 32*, 484-490.
- Fulkerson, S.C., Freud, S.L., & Raynor, G.H. (1958). The use of the MMPI in the psychological evaluation of pilots. *Journal of Aviation Medicine, 29*, 122-129.
- Heibrun, A.B. (1963). Revision of the MMPI K correction procedure for improved detection of maladjustment in a normal college population. *Journal of Consulting Psychology, 27*, 161-165.
- Hsu, L.M. (1986). Implications of differences in elevations of K-corrected and non-K-corrected MMPI T scores. *Journal of Consulting & Clinical Psychology, 54*, 552-557.
- McCrae, R.R., Costa, P.T., Dahlstrom, W.G., Barefoot, J.C., Siegel, I.C., & Williams, R.B. (1989). A caution on the use of the MMPI K-correction in research of psychosomatic medicine. *omatic Medicine, 51*, 58-65.
- McGrath, R. E., Sweeney, M., OMalley, W. B. & Carlton, T. K. (1998). Identifying psychological contributions to chronic pain complaints with the MMPI-2: The role of the K scale. *Journal of Personality Assessment, 70*, 448-459.
- Pope, K.S., Butcher, J.N., & Seelen, J., (2000). *The MMPI, MMPI-2, & MMPI-A in court: A practical guide for expert witnesses and attorneys, second edition*. Washington, DC: American Psychological Association.
- Ruch, F.L., & Ruch, W.M. (1967). The K factor as a (validity) suppressor variable in predicting success in selling. *Journal of Applied Psychology, 51*, 201-204.

- Silver, R.J. & Sines, L.K. (1962). Diagnostic efficiency of the MMPI with and without the K correction. *Journal of Clinical Psychology, 18*, 312-314.
- Sines, L.K., Baucom, D.H., & Gruba, G.H. (1979). A validity scale sign calling for caution in the interpretation of MMPIs among psychiatric inpatients. *Journal of Personality Assessment, 43*, 604-607.
- Stroupe, M.A. (1999). The effects of K-correction on the validity of the MMPI-A. *Dissertation Abstracts International: Section B: the Physical Sciences and Engineering, 54* (10-B), 5615.
- Williams, M.A., Putzke, J.D., LaMarche, J.A., Bourge, R.C., Kirklin, J.K., McGiffin, D.C., & Boll, T.J. (2000). Psychological defensiveness among heart transplant candidates. *Journal of Clinical Psychology in Medical Settings, 7*, 167-174.
- Wooten, A.J. (1984). Effectiveness of the K correction in the detection of psychopathology and its impact on profile height and configuration among young adult men. *Journal of Consulting and Clinical Psychology, 52*, 468-473.

PSY-5 (Personality Psychopathology-Five) Scales

- Harkness, A. R. (1992). Fundamental topics in the personality disorders: Candidate trait dimensions from lower regions of the hierarchy. *Psychological Assessment, 4*, 251-259.
- Harkness, A. R., & Lilienfeld, S. O. (1997). Individual differences science for treatment planning: Personality traits. *Psychological Assessment, 9*, 349-360.
- Harkness, A. R., & McNulty, J. L. (1994). The Personality Psychopathology Five (PSY-5): Issue from the pages of a diagnostic manual instead of a dictionary. In S. Strack & M. Lorr (Eds.), *Differentiating normal and abnormal personality*. New York: Springer.
- Harkness, A. R., McNulty, J. L., Ben-Porath, Y. S., & Graham, J. G. (2001). *The Personality Psychopathology Five (PSY-5) scales*. Manuscript in preparation.
- McNulty, J. L., Harkness, A. R., & Ben-Porath, Y. S. (1998, March). *Theoretical assertions and empirical evidence: How MMPI-2 PSY-5 scales are linked with the MPQ, ZKPQ-III, and NEO-PI-R*. Paper presented at the 33rd Annual MMPI-2 Symposium, Clearwater, FL.
- Meehl, P. E. (1975). Hedonic capacity: Some conjectures. *Bulletin of the Menninger Clinic, 39*, 295-307.
- Tellegen, A. (1982). *Brief manual for the Differential Personality Questionnaire*. Unpublished manuscript. University of Minnesota, Minneapolis. [Since renamed Multidimensional Personality Questionnaire.]
- Tellegen, A. (1985). Structures of mood and personality and their relevance to assessing anxiety, with an emphasis on self-report. In A. H. Tuma & J. D. Maser (Eds.), *Anxiety and the anxiety disorders*. Hillsdale, NJ: Lawrence Erlbaum Associates.
- Watson, D., & Clark, L. A. (1984). Negative affectivity: The disposition to experience aversive emotional states. *Psychological Bulletin, 96*, 465-490.
- Watson, D., & Clark, L. A. (1993). Behavioral disinhibition versus constraint: A dispositional perspective. In D. M. Wegner & J. W. Pennebaker (Eds.), *Handbook of mental control* (pp. 506-527). New York: Prentice Hall.
- Watson, D., & Clark, L. A. (1997). Extraversion and its positive emotional core. In R. Hogan, J. Johnson, & S. Briggs (Eds.), *Handbook of personality psychology* (pp. 767-793). San Diego, CA: Academic Press.
- Zuckerman, M. (1994). *Behavioral expressions and biosocial bases of sensation seeking*. New York: Cambridge University Press.