

# T-JTA<sup>®</sup>

*Taylor-Johnson Temperament Analysis<sup>®</sup>*

---

T-JTA<sup>®</sup>

Taylor-Johnson Temperament Analysis<sup>®</sup>

Criss Cross<sup>™</sup> Interpretive Report

---

	<b>Partner 1</b>	<b>Partner 2</b>
Name:	David Sample	Jane Sample
ID Number:	111111111	222222222
Age:	38	34
Gender:	Male	Female
Marital Status:	Married	Married
Date Assessed:	10/08/2005	10/08/2005
Norm Group:	General Adult Population	General Adult Population



Copyright © 1994, 2003 NCS Pearson, Inc. All rights reserved.  
Portions adapted and reproduced with authorization from the Taylor-Johnson Temperament Analysis Regular Edition Question Booklet. Copyright © 1966, 1977 Psychological Publications, Inc. All rights reserved.  
Portions adapted and reproduced with authorization from the Taylor-Johnson Temperament Analysis Manual. Copyright © 1966, 1967, 1968, 1971, 1973, 1977, 1980, 1984, 1992, 2002 Psychological Publications, Inc. All rights reserved.  
"T-JTA" and "Taylor-Johnson Temperament Analysis" are registered trademarks and "Criss Cross" is a trademark of Psychological Publications, Inc.

## **INTRODUCTION**

The Taylor-Johnson Temperament Analysis (T-JTA) assesses an individual's psychological adjustment on nine common personality dimensions. This "criss-cross" interpretive report provides information about the feelings, attitudes, and behavior patterns of two respondents. In addition, it compares and contrasts the respondents' personality traits and assesses the degree to which they understand each other and agree with each other's self-assessment.

This report is designed for use in any situation in which the relationship between two people is of concern. The report is designed for use by a qualified professional, and only the Couple's Summary at the end of the report should be shown to the respondents. All other information contained in the report should be considered strictly confidential.

This interpretive report is not a substitute for clinical judgment, and important decisions should not be based solely on the report. The ultimate interpretation of these findings is the responsibility of the counselor and must take into consideration the total context of the instrument's administration as well as other pertinent information concerning the individuals.

## **VALIDITY CONSIDERATIONS**

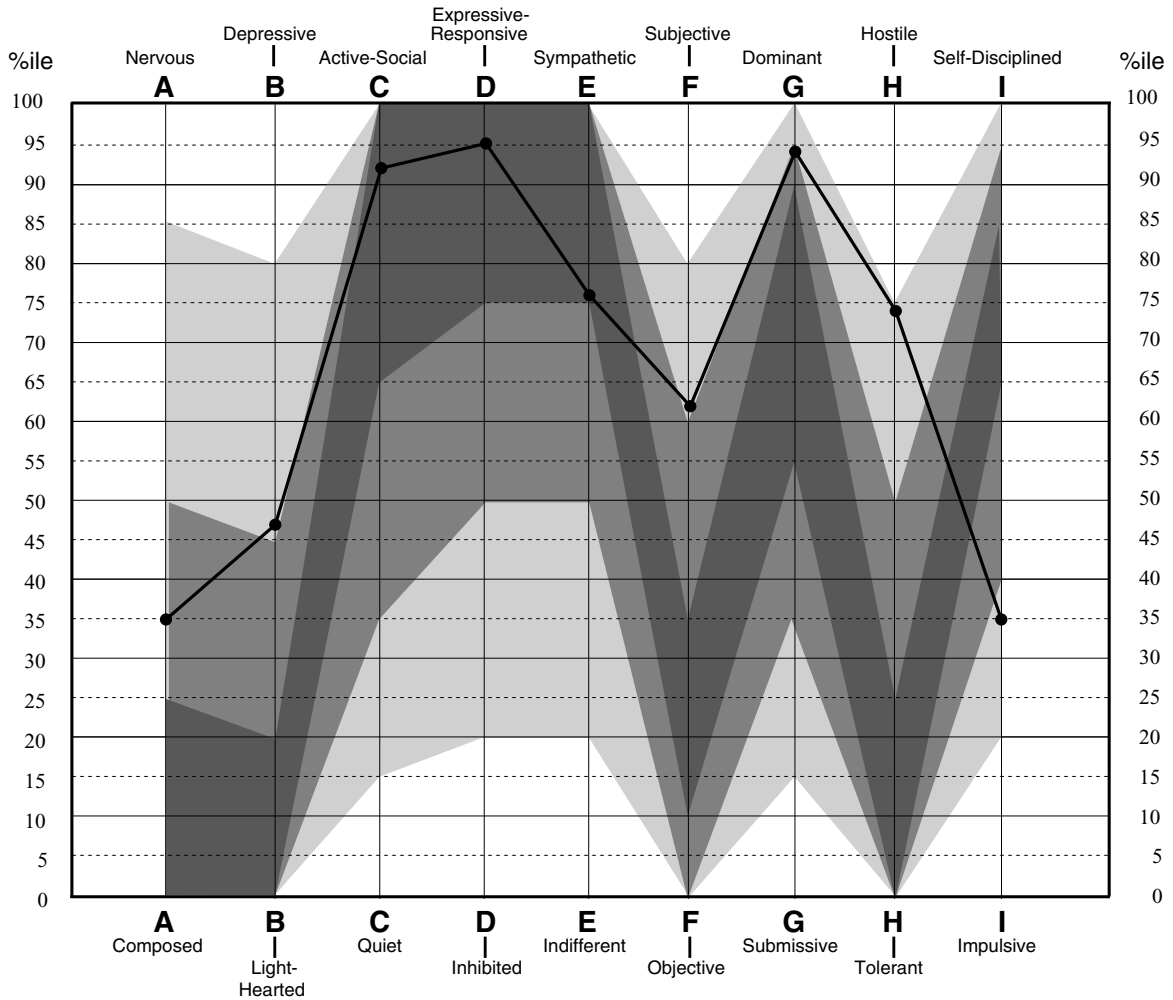
There are two validity indicators on the instrument -- the total Mid count and the Attitude scale score. (Omitted items are scored as Mid responses.)

The Mid count for David indicates that he understood the instructions and that he either had little difficulty answering the questions or made a consistent effort to answer them in a decisive manner. David's moderate score on the Attitude scale suggests that he answered the questions in a manner that was neither too defensive nor overly self-critical.

The Mid count for Jane indicates that she understood the instructions and that she either had little difficulty answering the questions or made a consistent effort to answer them in a decisive manner. Jane's score on the Attitude scale is high, indicating that she gave "desirable" responses to the questions. Her high score may indicate positive adjustment, or it may reflect a desire to make a good impression. David's Attitude score when he responded about Jane was also high. This suggests that Jane's scores may be appropriate and may in fact reflect very positive adjustment.

## SELF-REPORT PROFILE

David

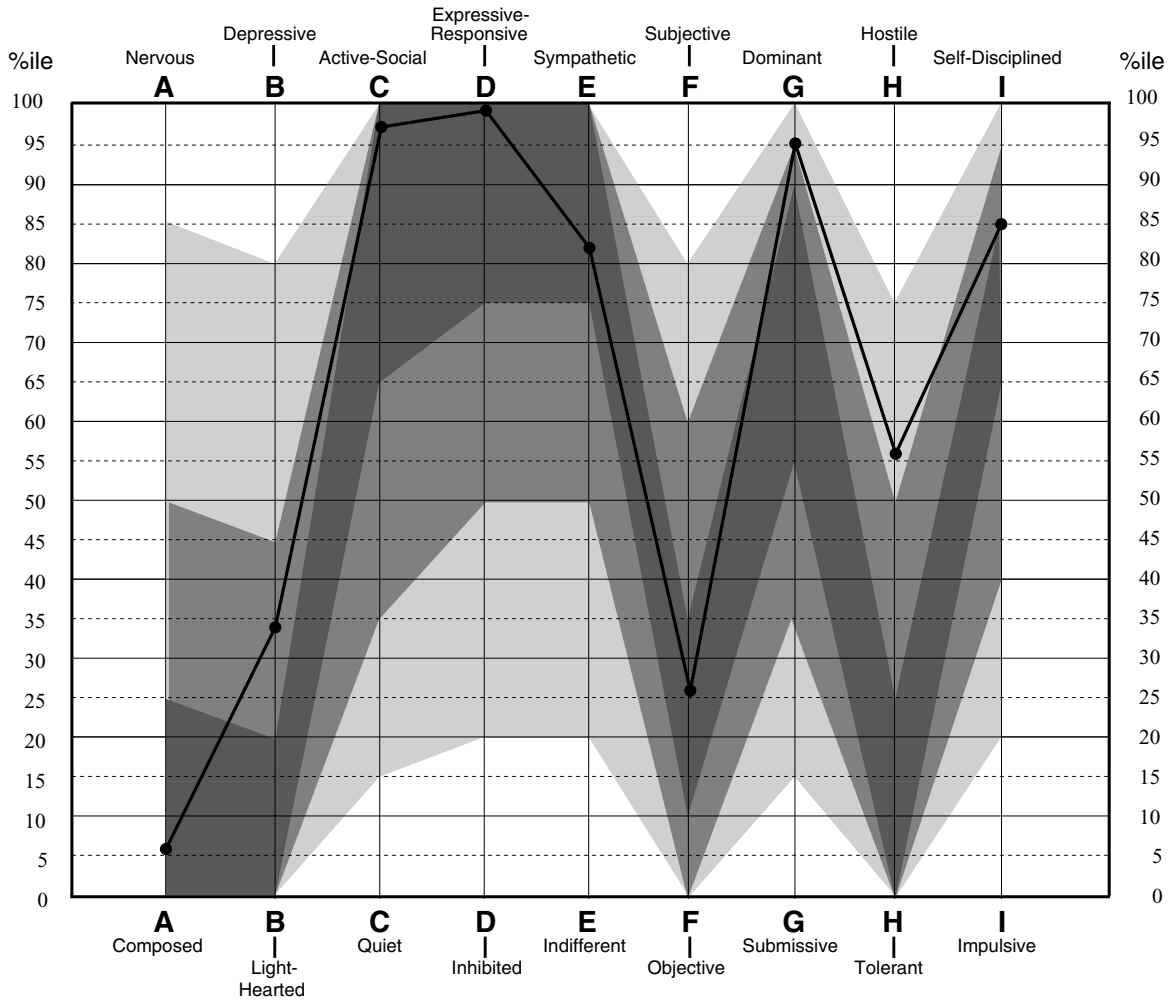


Percentile:	35	47	92	95	76	62	94	74	35
Sten Score:	4	5	10	10	8	7	10	8	4
Raw Score:	7	4	37	39	34	10	34	14	23
Mids:	3	0	1	1	0	6	6	6	7
Total Mids:	30		Attitude Score:		4				



## SELF-REPORT PROFILE

Jane



Percentile:	6	34	97	99	82	26	95	56	85
Sten Score:	1	4	10	10	9	3	10	6	9
Raw Score:	2	4	39	40	36	6	33	8	34
Mids:	0	0	1	0	0	0	1	0	0
Total Mids:	2	Attitude Score:		8					



## DAVID'S PROFILE SUMMARY

David's energy, outgoing nature, sympathy, and compassion for others represent real strengths that indicate good potential for highly effective personal functioning. Such strengths can be capitalized on in counseling when changes in other areas are desired. His calm manner also represents a strength that may be important to consider.

None of his trait scores fall into the "Improvement Needed" category, but several scores fall into the "Improvement Desirable" category (Depressive/Light-Hearted, Subjective/Objective, Dominant/Submissive, Hostile/Tolerant, and Self-Disciplined/Impulsive).

## DAVID'S SCALE ANALYSIS

David's score on the Nervous/Composed scale is in the "Acceptable" range. Although he may experience some nervousness and tension, it is probably not a source of concern.

His score on the Depressive/Light-Hearted scale indicates that although he probably does not experience deep despair or dejection, he may often feel sad or unhappy.

David's score on the Active-Social/Quiet scale is in the "Excellent" range. Such a score indicates that he likes people and has a relatively strong need for companionship and group participation. A high score on this scale is generally found in combination with other scores that indicate good adjustment. It can also be associated with an active lifestyle. For example, he reports that he exercises regularly, moves briskly and energetically, and is seen by others as a person who is always on the go.

His score on the Expressive-Responsive/Inhibited scale suggests that he responds genuinely to affection and can express tenderness, sympathy, and pleasure without embarrassment or discomfort. It also suggests that he has a desire to please others and be liked by them. His interpersonal relationships are probably quite good. He says that he is willing to discuss both his joys and his personal problems with close friends and is thought of as a warm-hearted, outgoing person.

High scores on the Sympathetic/Indifferent scale suggest social consciousness and concern for those who are less fortunate. David shows a desire to help those in need and is probably sought out by others in times of adversity. He appears to be kind and understanding. He is sensitive to the needs and feelings of others, and his capacity for empathy and compassion is high. For example, his responses indicate that he can empathize with others, is deeply concerned about the welfare of others, is a sympathetic listener, and is the kind of person other people turn to for emotional support. However, he says that he is not too soft-hearted to be a strict disciplinarian.

The number of Mid responses on the Subjective/Objective scale (6) may indicate that David lacks self-knowledge or is experiencing conflict with respect to the feelings, attitudes, or behavior assessed by this scale. David's Subjective/Objective score suggests that he is somewhat preoccupied with his own thoughts and feelings and that his adjustment within the family, in social situations, at school, or on the job may be negatively affected. He may be somewhat self-conscious and uncomfortable in interpersonal

relationships. This score may also indicate that his emotions occasionally interfere with his ability to deal with other people or to solve problems.

The number of Mid responses on the Dominant/Submissive scale (6) may indicate that David lacks self-knowledge or is experiencing conflict with respect to the feelings, attitudes, or behavior assessed by this scale. His very high score on the Dominant/Submissive scale suggests that he is domineering and is likely to arouse resentment and alienate others. However, it does not necessarily suggest that he is the type of person who seeks power for the sake of power. His high score is reflected in his responses that indicate that he likes to be in charge.

The number of Mid responses on the Hostile/Tolerant scale (6) may indicate that David lacks self-knowledge or is experiencing conflict with respect to the feelings, attitudes, or behavior assessed by this scale. David's moderately high Hostile/Tolerant score suggests that he is often impatient and may be intolerant of others. He may frequently express anger toward others, either directly or indirectly, and he probably tends to complain and criticize a lot. David's hostility and dominance probably alienate others. He is very self-confident and forceful and feels justified in expressing his anger and hostility at any time.

The number of Mid responses on the Self-Disciplined/Impulsive scale (7) may indicate that David lacks self-knowledge or is experiencing conflict with respect to the feelings, attitudes, or behavior assessed by this scale. David's low score on the Self-Disciplined/Impulsive scale suggests that he is often disorganized, has little self-control, and finds it difficult to make or follow through on plans. He may take chances and make hasty decisions without considering the consequences. Other people may consider him unreliable or irresponsible. For example, he says that he often does things on the spur of the moment and occasionally gets into difficulty because of some impulsive act. On the other hand, he also reports that he is fair-minded and reasonable, is extremely neat and orderly, and likes to stick with one job until it is finished.

## **DAVID'S PATTERN ANALYSIS**

Research has found that certain combinations of scores have special significance. Although they do not represent diagnostic entities or syndromes, these patterns can sometimes aid in understanding the various personality traits that characterize the individual.

None of the special combinations of scores were observed in this profile.

## **JANE'S PROFILE SUMMARY**

Jane's calm and relaxed manner, energy, outgoing nature, sympathy, compassion for others, and reasonable and logical approach to life represent real strengths that indicate good potential for highly effective personal functioning. Such strengths can be capitalized on in counseling when changes in other areas are desired. Her positive attitude and self-discipline also represent strengths that may be important to consider.

None of her trait scores fall into the "Improvement Needed" category, but two scores fall into the "Improvement Desirable" category (Dominant/Submissive and Hostile/Tolerant).

## **JANE'S SCALE ANALYSIS**

The following scale interpretations present a very positive view of Jane's adjustment. These interpretations may be accurate or they may be the result of her high Attitude score.

Jane's low score on the Nervous/Composed scale suggests that she has a calm disposition and approach to life. Such a score is normally associated with very positive adjustment. For example, she reports that she remains relatively calm when others are upset, is usually composed and serene, quickly recovers her composure after an accident or other disturbing incident, does not allow tension to build up too much, and is relatively free from worry and anxiety. On the other hand, she does report getting tense and anxious when there is a great deal of work to be done in a short time.

Her score on the Depressive/Light-Hearted scale indicates that she is usually happy, cheerful, and optimistic. Feelings of sadness or unhappiness are not characteristic of her.

Jane's score on the Active-Social/Quiet scale is in the "Excellent" range. Such a score indicates that she likes people and has a relatively strong need for companionship and group participation. A high score on this scale is generally found in combination with other scores that indicate good adjustment. It can also be associated with an active lifestyle. For example, she reports that she moves briskly and energetically, does not avoid physical exertion or strenuous activity, and is seen by others as a person who is always on the go.

Her score on the Expressive-Responsive/Inhibited scale suggests that she responds genuinely to affection and can express tenderness, sympathy, and pleasure without embarrassment or discomfort. It also suggests that she has a desire to please others and be liked by them. Her interpersonal relationships are probably quite good. She says that she is willing to discuss both her joys and her personal problems with close friends and is thought of as a warm-hearted, outgoing person.

High scores on the Sympathetic/Indifferent scale suggest social consciousness and concern for those who are less fortunate. Jane shows a desire to help those in need and is probably sought out by others in times of adversity. She appears to be kind and understanding. She is sensitive to the needs and feelings of others, and her capacity for empathy and compassion is high. For example, her responses indicate that she can empathize with others, feels compassion for people who are weak or insecure, is deeply concerned about the welfare of others, is a sympathetic listener, and is the kind of person other people turn to for emotional support. However, she says that she is not too soft-hearted to be a strict disciplinarian.

Jane's fairly low Subjective/Objective score indicates that she is able to reason without emotional bias or distortion. Such objective individuals usually have a strong logical, factual orientation.

Her very high score on the Dominant/Submissive scale suggests that she is domineering and is likely to arouse resentment and alienate others. However, it does not necessarily suggest that she is the type of person who seeks power for the sake of power. Her high score is reflected in her responses that indicate that she likes to be in charge and has difficulty giving in to the wishes of others.

Jane's moderately high Hostile/Tolerant score suggests that she is often impatient and may be intolerant of others. She may frequently express anger toward others, either directly or indirectly, and she probably tends to complain and criticize a lot.

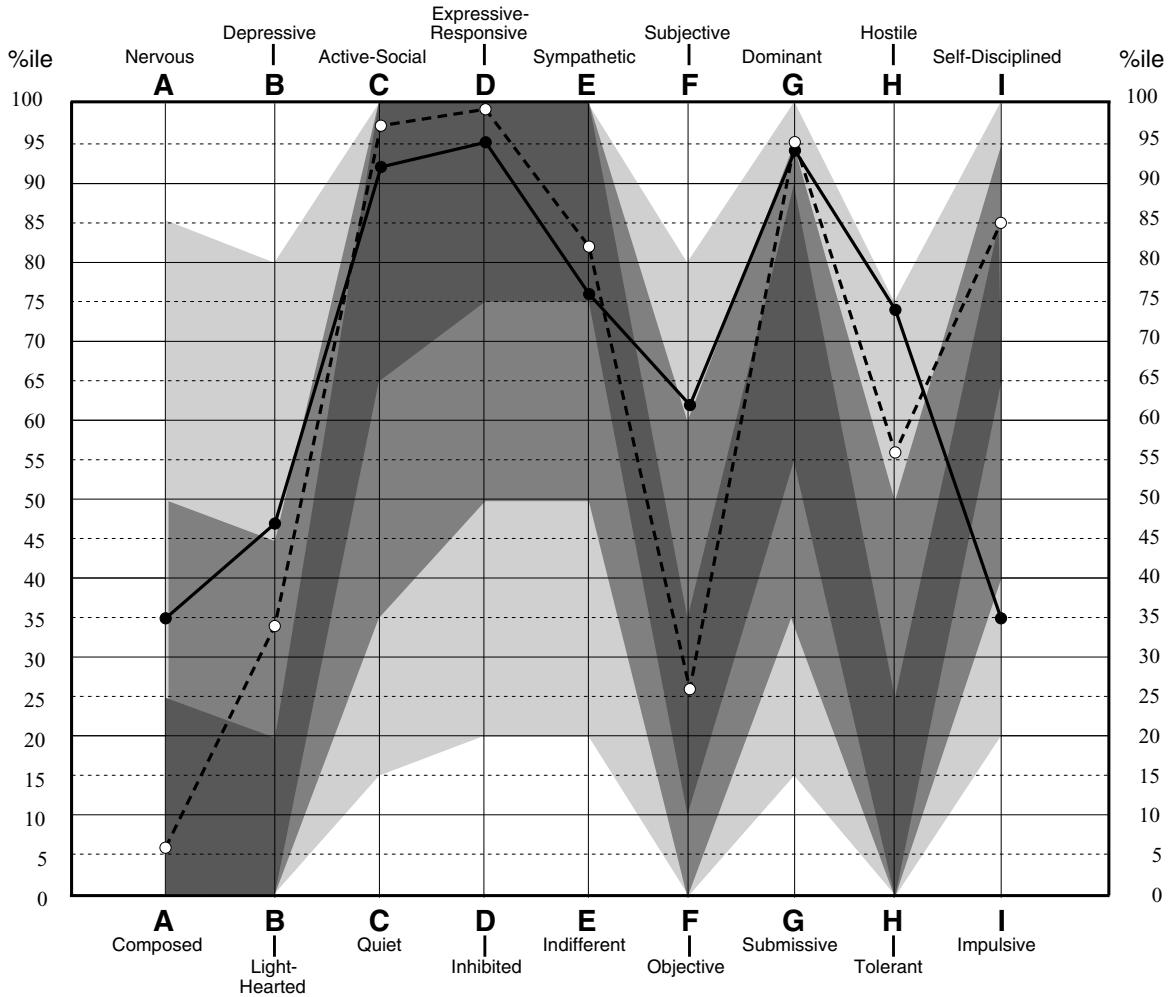
Based on her high Self-Disciplined/Impulsive score, it is possible that Jane has a tendency to make unrealistic demands of others and of herself. She may lack flexibility, adaptability, and spontaneity at times.

## **JANE'S PATTERN ANALYSIS**

Research has found that certain combinations of scores have special significance. Although they do not represent diagnostic entities or syndromes, these patterns can sometimes aid in understanding the various personality traits that characterize the individual.

None of the special combinations of scores were observed in this profile.

COUPLE'S PROFILE

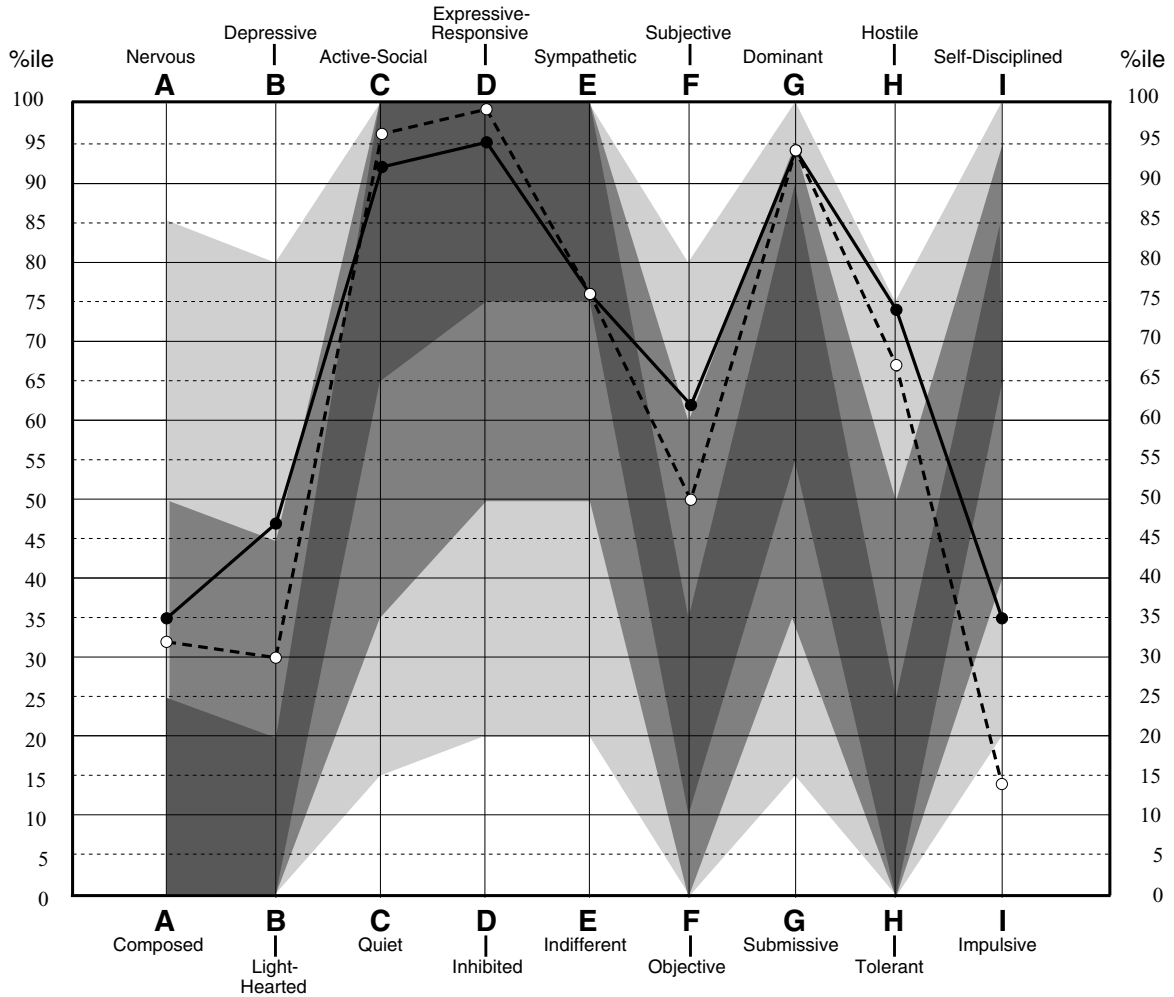


Percentile:	35	47	92	95	76	62	94	74	35	●David
	6	34	97	99	82	26	95	56	85	○Jane
Sten Score:	4	5	10	10	8	7	10	8	4	
	1	4	10	10	9	3	10	6	9	
Raw Score:	7	4	37	39	34	10	34	14	23	
	2	4	39	40	36	6	33	8	34	
Mids:	3	0	1	1	0	6	6	6	7	
	0	0	1	0	0	0	1	0	0	
Total Mids:	30	Attitude Score:			4					
	2				8					



## CRISS CROSS PROFILE

David

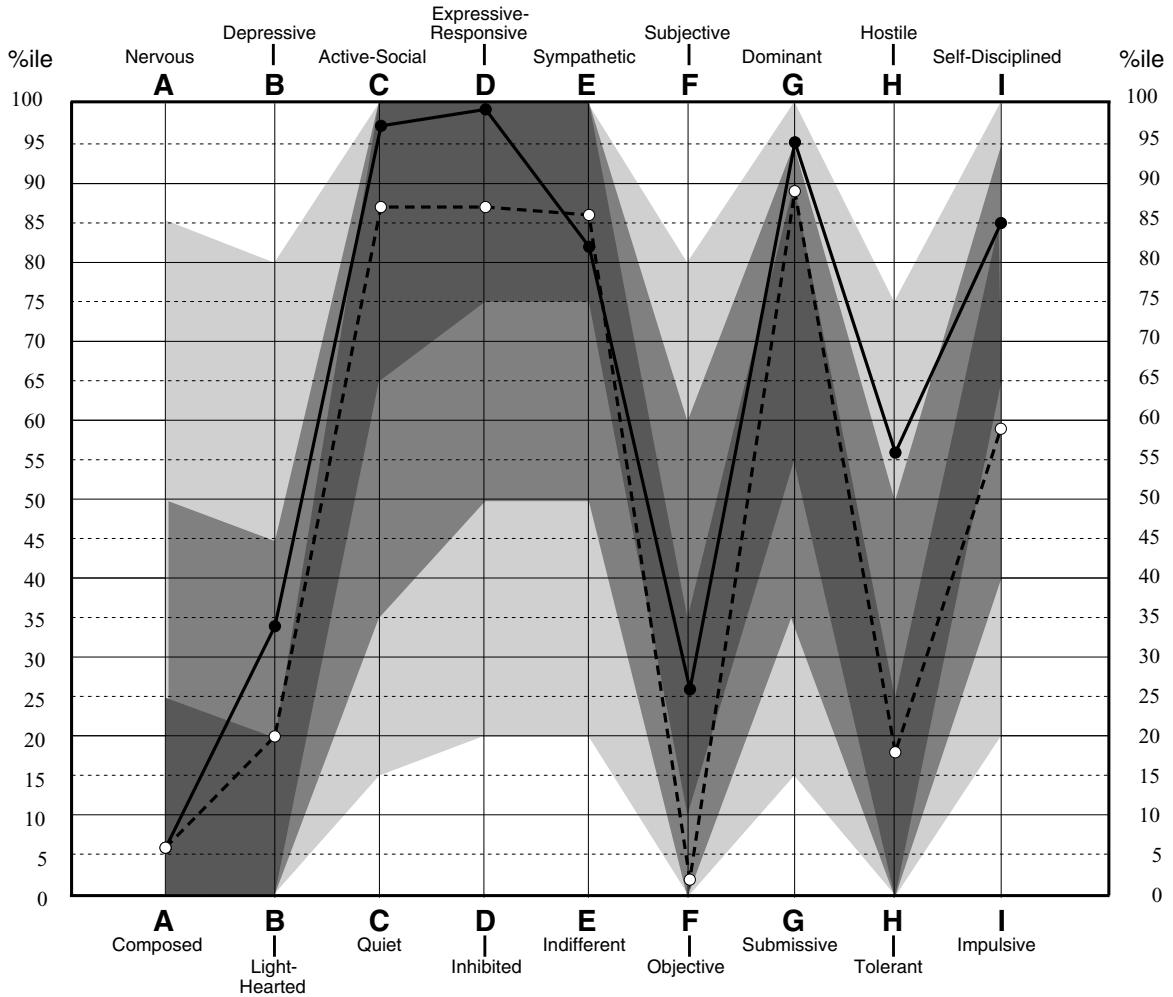


Percentile:	35	47	92	95	76	62	94	74	35	●David
	32	30	96	99	76	50	94	67	14	○David by Jane
Sten Score:	4	5	10	10	8	7	10	8	4	
	4	4	10	10	8	6	10	7	2	
Raw Score:	7	4	37	39	34	10	34	14	23	
	6	2	38	40	34	8	34	12	16	
Mids:	3	0	1	1	0	6	6	6	7	
	0	0	0	0	0	0	2	0	0	
Total Mids:	30	Attitude Score:			4					
	2				6					



## CRISS CROSS PROFILE

Jane



Percentile:	6	34	97	99	82	26	95	56	85	●Jane
	6	20	87	87	86	2	89	18	59	○Jane by David
Sten Score:	1	4	10	10	9	3	10	6	9	
	1	3	9	9	9	1	9	2	6	
Raw Score:	2	4	39	40	36	6	33	8	34	
	2	2	36	38	37	1	30	2	29	
Mids:	0	0	1	0	0	0	1	0	0	
	2	2	2	2	1	1	2	0	3	
Total Mids:	2	Attitude Score:			8					
	15				9					



## DESCRIPTION OF THE COUPLE'S PROFILE

The profiles for these individuals are similar in many respects. The only scores that are strikingly different are for the Subjective and Self-Disciplined scales. Similar profiles are not necessarily indicative of compatibility. For example, more important indications of the couple's compatibility are their positive scores on the Active-Social, Expressive-Responsive, and Sympathetic scales.

David and Jane have similar scores on the Active-Social scale. Compatibility on this scale is an important factor in the success of most relationships. The similarity in this couple's scores is a positive sign.

Both individuals scored high on the Expressive-Responsive scale. This is a very positive indicator of emotional compatibility, in that both tend to be spontaneous, affectionate, and outgoing.

The couple's high scores on the Sympathetic scale indicate a shared sensitivity and concern for others. This is a very positive sign for the success of their relationship.

The difference between their scores on the Subjective scale suggests that David's thinking is more often governed by emotionality, whereas Jane's is more likely to involve logical reasoning. This difference can create conflict and frustration, which may interfere with their communication and harmony.

Their high scores on the Dominant scale suggest that friction and conflict may play a significant role in their relationship.

Their scores on the Self-Disciplined scale are quite different. This difference suggests that David's tendencies to be more impulsive and disorganized than Jane may cause serious problems in the relationship and may be difficult for Jane to cope with. They will probably benefit from exploring these differences and the problems they cause in any further discussions with a counselor.

Because David and Jane both scored in the "Improvement Desirable" or "Improvement Needed" range on the Dominant/Submissive and Hostile/Tolerant traits, the implications of their scores in these areas should be carefully explored with them. Joint counseling that focuses on these traits may be indicated.

## CRISS CROSS ANALYSIS FOR DAVID

This section of the report assesses the degree to which David's portrait of himself corresponds to the portrait of him painted by Jane. This criss-cross interpretation assumes that Jane answered the questions properly (that is, as she sees David, not as she thought David would answer).

Jane's description of David is sometimes less positive and sometimes more positive than David's self-report. Jane's description of David is very close to David's self-report on over half of the scales.

On the following pages, David's perception of himself is compared to Jane's perception of him. For each scale, the questions that they answered differently are listed. The parentheses before each question

contain David's response to the question about himself followed by Jane's response to the question in reference to David. These lists can be used to explore areas of misunderstanding or disagreement between the two individuals.

David's self-report on the Nervous scale is confirmed by Jane. Both of their scores indicate acceptable adjustment in this area. They differed in their responses to the following question(s):

(Mid/Yes) 44. Omitted Item

(Mid/Yes) 72. Omitted Item

(Mid/No) 80. Omitted Item

David's description of himself on the Depressive scale is somewhat less positive than Jane's description of him. David sees himself as somewhat less cheerful and optimistic than Jane does. They responded differently to the following question(s) on the Depressive scale:

(No/Yes) 159. Omitted Item

According to their responses to the questions on the Active-Social scale, both individuals see David as energetic, enthusiastic, and socially involved. Their answers to the following question(s) on the Active-Social scale were different:

(Yes/No) 6. Omitted Item

(Mid/Yes) 76. Omitted Item

David's self-report on the Expressive-Responsive scale is confirmed by Jane. Both of their scores suggest that he is usually spontaneous, affectionate, and demonstrative. Their responses to the following question(s) on the Expressive-Responsive scale were different:

(Mid/No) 105. Omitted Item

Jane's depiction of David on the Sympathetic scale validates David's self-report. Both see him as being kind, understanding, and compassionate. None of their responses differed on the Sympathetic scale.

On the Subjective scale, David depicts himself as someone who is preoccupied with his own thoughts and feelings and who sometimes finds it difficult to make decisions on an unemotional, logical basis. Jane sees him as being less self-involved and better able to deal with people and problems in a reasonable or rational fashion. Their responses on this scale were similar except for the following question(s):

(Mid/No) 99. Omitted Item

(Mid/No) 102. Omitted Item

(Mid/No) 109. Omitted Item

(Mid/Yes) 136. Omitted Item

(Mid/No) 140. Omitted Item

(Mid/Yes) 173. Omitted Item



**Special Note:**

The content of the test items is included in the actual reports. To protect the integrity of the test, the item content does not appear in this sample report.

On the Dominant scale, both individuals describe David as very confident, assertive, and competitive. In fact, they describe him as someone who may arouse resentment in others because of his domineering demeanor. They differed in their responses to the following item(s) on this scale:

- (Mid/No) 14. Omitted Item
- (Mid/No) 31. Omitted Item
- (Mid/No) 52. Omitted Item
- (Mid/No) 54. Omitted Item

David's answers on the Hostile scale reveal that he tends to be critical, impatient, and intolerant with others. This description is corroborated by Jane. On this scale, their responses differed on the following question(s):

- (Mid/No) 103. Omitted Item
- (Mid/No) 106. Omitted Item
- (Mid/No) 117. Omitted Item
- (Mid/Yes) 147. Omitted Item
- (Mid/Yes) 149. Omitted Item
- (Mid/Yes) 164. Omitted Item

On the Self-Disciplined scale, both individuals describe David as disorderly, disorganized, and impulsive. They responded differently to the following question(s) on the Self-Disciplined scale:

- (Mid/No) 11. Omitted Item
- (Mid/No) 22. Omitted Item
- (Yes/No) 30. Omitted Item
- (Mid/Yes) 66. Omitted Item
- (Mid/No) 77. Omitted Item
- (Mid/No) 95. Omitted Item
- (Mid/Yes) 124. Omitted Item
- (Mid/No) 133. Omitted Item
- (Yes/No) 153. Omitted Item

## **CRISS CROSS ANALYSIS FOR JANE**

This section of the report assesses the degree to which Jane's portrait of herself corresponds to the portrait of her painted by David. This criss-cross interpretation assumes that David answered the questions properly (that is, as he sees Jane, not as he thought Jane would answer).

David's description of Jane is sometimes less positive and sometimes more positive than Jane's self-report. David's description of Jane is very close to Jane's self-report on several of the scales.

On the following pages, Jane's perception of herself is compared to David's perception of her. For each scale, the questions that they answered differently are listed. The parentheses before each question contain Jane's response to the question about herself followed by David's response to the question in reference to Jane. These lists can be used to explore areas of misunderstanding or disagreement between the two individuals.

Jane's self-report on the Nervous scale is confirmed by David. Both of their scores indicate that she is generally calm and relaxed. They differed in their responses to the following question(s):

- (Yes/Mid) 44. Omitted Item
- (Yes/Mid) 80. Omitted Item

The positive picture that Jane paints of herself on the Depressive scale is also reflected in David's answers. Her self-report falls into the "Acceptable" category, and David's report on her falls into the "Excellent" category. They responded differently to the following question(s) on the Depressive scale:

- (Yes/No) 104. Omitted Item
- (Yes/Mid) 116. Omitted Item
- (No/Mid) 135. Omitted Item

According to their responses to the questions on the Active-Social scale, both individuals see Jane as energetic, enthusiastic, and socially involved. Their answers to the following question(s) on the Active-Social scale were different:

- (No/Yes) 6. Omitted Item
- (No/Mid) 78. Omitted Item

Jane's self-report on the Expressive-Responsive scale is confirmed by David. Both of their scores suggest that she is usually spontaneous, affectionate, and demonstrative. Their responses to the following question(s) on the Expressive-Responsive scale were different:

- (Yes/Mid) 98. Omitted Item
- (No/Mid) 105. Omitted Item

David's depiction of Jane on the Sympathetic scale validates Jane's self-report. Both see her as being kind, understanding, and compassionate. They responded differently to the following question(s) on the Sympathetic scale:

- (No/Mid) 69. Omitted Item

On the Subjective scale, Jane depicts herself as someone who deals with others and with problems on a very rational, factual basis. David generally shares this perception of her. Their responses on this scale were similar except for the following question(s):

- (Yes/No) 102. Omitted Item
- (Yes/No) 123. Omitted Item
- (Yes/Mid) 136. Omitted Item

On the Dominant scale, both individuals describe Jane as confident, assertive, and competitive. David, however, sees Jane's behavior as being less likely to cause resentment in others. They differed in their responses to the following item(s) on this scale:

- (No/Yes) 23. Omitted Item
- (No/Yes) 52. Omitted Item
- (Mid/No) 59. Omitted Item
- (No/Mid) 63. Omitted Item
- (Yes/Mid) 74. Omitted Item

David's answers on the Hostile scale suggest that Jane is very patient, tolerant, and accepting of others, and that she tends not to complain or criticize. Jane's self-report is much more critical. On this scale, their responses differed on the following question(s):

(Yes/No) 106. Omitted Item

(No/Yes) 108. Omitted Item

(Yes/No) 129. Omitted Item

On the Self-Disciplined scale, Jane describes herself as very controlled and methodical. Her score also suggests that she may make unrealistic demands of others. David sees her as much less disciplined and organized, although still within the "Acceptable" range for this trait. They responded differently to the following question(s) on the Self-Disciplined scale:

(Yes/No) 20. Omitted Item

(No/Mid) 79. Omitted Item

(No/Mid) 120. Omitted Item

(No/Mid) 166. Omitted Item

## ITEM RESPONSES

### Partner 1

*Note: Numbers 1-180 represent item responses for the individual's self-report, and numbers 181-360 represent item responses for the individual's appraisal of his or her partner.*

1: 1	2: 1	3: 1	4: 1	5: 1	6: 1	7: 3	8: 3	9: 3	10: 2
11: 2	12: 3	13: 1	14: 2	15: 3	16: 3	17: 1	18: 1	19: 1	20: 1
21: 1	22: 2	23: 1	24: 3	25: 3	26: 1	27: 1	28: 1	29: 1	30: 1
31: 2	32: 1	33: 1	34: 3	35: 3	36: 1	37: 1	38: 1	39: 3	40: 3
41: 1	42: 1	43: 1	44: 2	45: 1	46: 1	47: 3	48: 1	49: 3	50: 3
51: 3	52: 2	53: 1	54: 2	55: 1	56: 3	57: 1	58: 3	59: 2	60: 1
61: 1	62: 3	63: 3	64: 3	65: 3	66: 2	67: 1	68: 3	69: 3	70: 1
71: 1	72: 2	73: 1	74: 1	75: 3	76: 2	77: 2	78: 3	79: 1	80: 2
81: 3	82: 1	83: 3	84: 1	85: 3	86: 3	87: 1	88: 1	89: 1	90: 3
91: 1	92: 3	93: 1	94: 3	95: 2	96: 3	97: 3	98: 1	99: 2	100: 3
101: 1	102: 2	103: 2	104: 3	105: 2	106: 2	107: 3	108: 1	109: 2	110: 3
111: 1	112: 1	113: 1	114: 3	115: 1	116: 1	117: 2	118: 1	119: 1	120: 1
121: 3	122: 1	123: 3	124: 2	125: 3	126: 1	127: 3	128: 1	129: 1	130: 3
131: 3	132: 3	133: 2	134: 1	135: 3	136: 2	137: 3	138: 1	139: 3	140: 2
141: 1	142: 3	143: 3	144: 1	145: 1	146: 3	147: 2	148: 3	149: 2	150: 1
151: 1	152: 3	153: 1	154: 3	155: 3	156: 3	157: 3	158: 3	159: 3	160: 1
161: 3	162: 3	163: 1	164: 2	165: 3	166: 1	167: 3	168: 3	169: 3	170: 3
171: 3	172: 3	173: 2	174: 3	175: 3	176: 3	177: 3	178: 3	179: 1	180: 3
181: 1	182: 1	183: 1	184: 1	185: 1	186: 1	187: 3	188: 3	189: 3	190: 1
191: 3	192: 1	193: 1	194: 3	195: 3	196: 3	197: 1	198: 1	199: 1	200: 3
201: 1	202: 1	203: 1	204: 3	205: 3	206: 2	207: 3	208: 1	209: 1	210: 1
211: 3	212: 1	213: 1	214: 3	215: 3	216: 1	217: 1	218: 3	219: 3	220: 3
221: 1	222: 1	223: 1	224: 2	225: 1	226: 1	227: 3	228: 1	229: 3	230: 3
231: 3	232: 1	233: 1	234: 3	235: 1	236: 3	237: 1	238: 3	239: 3	240: 1
241: 1	242: 3	243: 2	244: 3	245: 3	246: 1	247: 1	248: 3	249: 2	250: 1
251: 1	252: 3	253: 1	254: 2	255: 3	256: 3	257: 1	258: 2	259: 2	260: 2
261: 3	262: 1	263: 3	264: 1	265: 3	266: 3	267: 1	268: 1	269: 1	270: 3
271: 1	272: 3	273: 1	274: 3	275: 1	276: 1	277: 3	278: 2	279: 3	280: 3
281: 1	282: 3	283: 1	284: 3	285: 2	286: 3	287: 3	288: 1	289: 1	290: 3
291: 3	292: 1	293: 1	294: 3	295: 1	296: 2	297: 3	298: 1	299: 3	300: 2
301: 3	302: 1	303: 3	304: 1	305: 3	306: 1	307: 3	308: 1	309: 3	310: 3
311: 3	312: 3	313: 1	314: 3	315: 2	316: 2	317: 3	318: 1	319: 3	320: 3
321: 1	322: 3	323: 3	324: 1	325: 1	326: 3	327: 3	328: 3	329: 1	330: 1
331: 1	332: 3	333: 1	334: 3	335: 3	336: 3	337: 3	338: 3	339: 1	340: 1
341: 3	342: 3	343: 1	344: 1	345: 3	346: 2	347: 3	348: 3	349: 3	350: 3
351: 3	352: 3	353: 1	354: 3	355: 3	356: 3	357: 3	358: 3	359: 1	360: 3

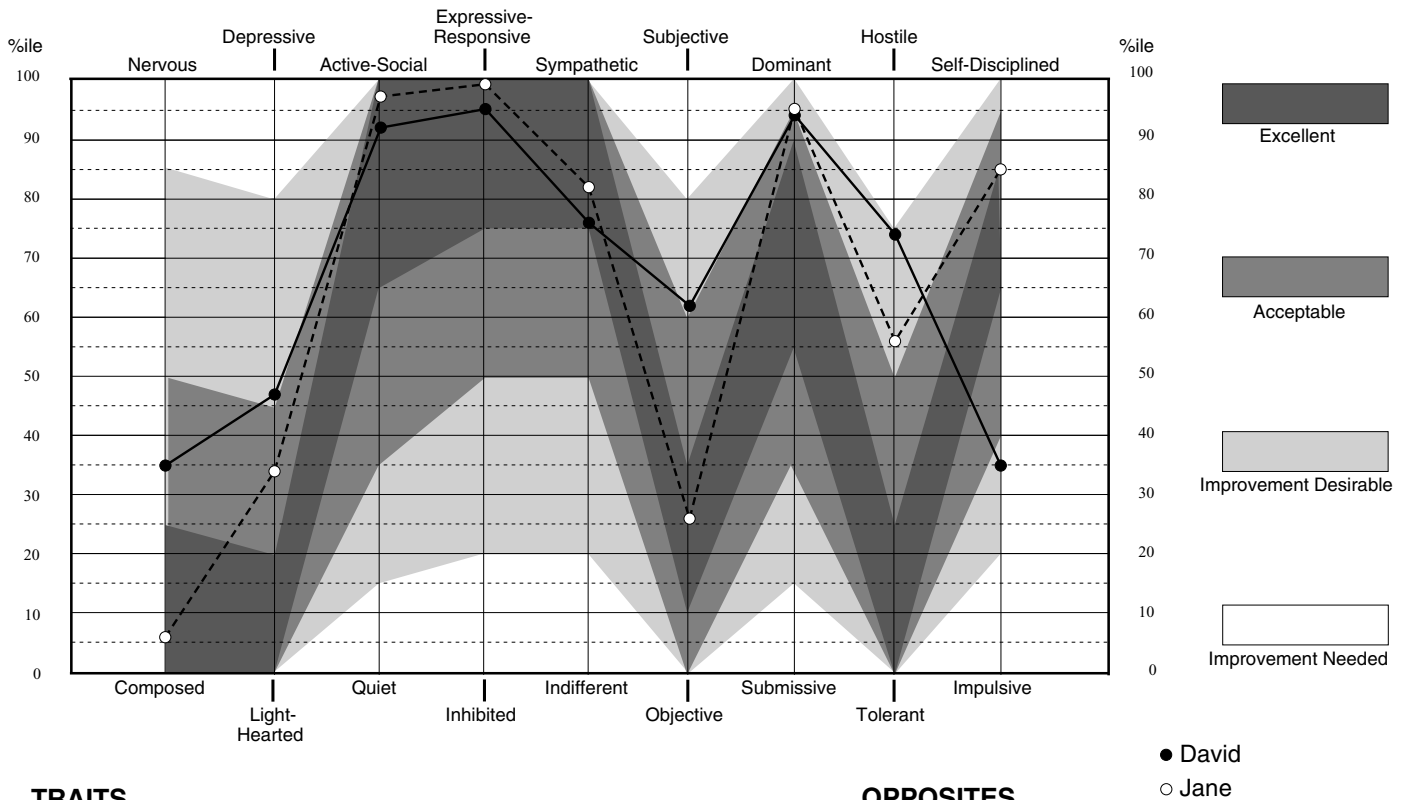
**Partner 2**

*Note: Numbers 1-180 represent item responses for the individual's self-report, and numbers 181-360 represent item responses for the individual's appraisal of his or her partner.*

1: 1	2: 1	3: 1	4: 1	5: 1	6: 3	7: 3	8: 3	9: 3	10: 1
11: 3	12: 1	13: 1	14: 3	15: 3	16: 3	17: 1	18: 1	19: 1	20: 1
21: 1	22: 1	23: 3	24: 3	25: 3	26: 2	27: 3	28: 1	29: 1	30: 1
31: 3	32: 1	33: 1	34: 3	35: 3	36: 1	37: 1	38: 3	39: 3	40: 3
41: 1	42: 1	43: 1	44: 1	45: 1	46: 1	47: 3	48: 1	49: 3	50: 3
51: 3	52: 3	53: 1	54: 3	55: 1	56: 3	57: 1	58: 3	59: 2	60: 1
61: 1	62: 3	63: 3	64: 3	65: 3	66: 1	67: 1	68: 3	69: 3	70: 1
71: 1	72: 3	73: 1	74: 1	75: 3	76: 3	77: 1	78: 3	79: 3	80: 1
81: 3	82: 1	83: 3	84: 1	85: 3	86: 3	87: 1	88: 1	89: 1	90: 3
91: 1	92: 3	93: 1	94: 3	95: 1	96: 1	97: 3	98: 1	99: 3	100: 3
101: 1	102: 1	103: 1	104: 1	105: 3	106: 1	107: 3	108: 3	109: 1	110: 3
111: 3	112: 1	113: 1	114: 3	115: 1	116: 1	117: 3	118: 1	119: 3	120: 3
121: 3	122: 1	123: 1	124: 1	125: 3	126: 1	127: 3	128: 1	129: 1	130: 3
131: 3	132: 3	133: 1	134: 3	135: 3	136: 1	137: 3	138: 1	139: 3	140: 3
141: 1	142: 3	143: 3	144: 1	145: 1	146: 3	147: 3	148: 3	149: 1	150: 1
151: 1	152: 3	153: 1	154: 3	155: 3	156: 3	157: 3	158: 3	159: 1	160: 1
161: 3	162: 3	163: 1	164: 1	165: 3	166: 3	167: 3	168: 3	169: 3	170: 3
171: 3	172: 3	173: 1	174: 3	175: 3	176: 3	177: 3	178: 3	179: 1	180: 3
181: 1	182: 1	183: 1	184: 1	185: 1	186: 3	187: 3	188: 3	189: 3	190: 2
191: 3	192: 3	193: 1	194: 3	195: 3	196: 3	197: 1	198: 1	199: 1	200: 1
201: 1	202: 3	203: 1	204: 3	205: 3	206: 1	207: 1	208: 1	209: 1	210: 3
211: 3	212: 1	213: 1	214: 3	215: 3	216: 1	217: 1	218: 1	219: 3	220: 3
221: 1	222: 1	223: 1	224: 1	225: 1	226: 1	227: 3	228: 1	229: 3	230: 3
231: 3	232: 3	233: 1	234: 3	235: 1	236: 3	237: 1	238: 3	239: 2	240: 1
241: 1	242: 3	243: 3	244: 3	245: 3	246: 1	247: 1	248: 3	249: 3	250: 1
251: 1	252: 1	253: 1	254: 1	255: 3	256: 1	257: 3	258: 3	259: 1	260: 3
261: 3	262: 1	263: 3	264: 1	265: 3	266: 3	267: 1	268: 1	269: 1	270: 3
271: 1	272: 3	273: 1	274: 3	275: 3	276: 3	277: 3	278: 1	279: 3	280: 3
281: 1	282: 3	283: 3	284: 3	285: 3	286: 3	287: 3	288: 1	289: 3	290: 3
291: 1	292: 1	293: 1	294: 3	295: 1	296: 1	297: 3	298: 1	299: 1	300: 1
301: 3	302: 1	303: 3	304: 1	305: 3	306: 1	307: 3	308: 1	309: 1	310: 3
311: 3	312: 3	313: 3	314: 1	315: 3	316: 1	317: 3	318: 1	319: 3	320: 3
321: 1	322: 3	323: 3	324: 1	325: 1	326: 3	327: 1	328: 3	329: 1	330: 1
331: 1	332: 3	333: 3	334: 3	335: 3	336: 3	337: 3	338: 3	339: 1	340: 1
341: 3	342: 3	343: 1	344: 1	345: 3	346: 1	347: 3	348: 3	349: 3	350: 3
351: 3	352: 3	353: 1	354: 3	355: 3	356: 3	357: 3	358: 3	359: 1	360: 3

**End of Report**

**T-JTA® Couple's Summary**  
**Partner 1 ID 111111111, 10/08/2005**  
**Partner 2 ID 222222222, 10/08/2005**



**TRAITS**

- Nervous** - Tense, high-strung, apprehensive
- Depressive** - Pessimistic, discouraged, dejected
- Active-Social** - Energetic, enthusiastic, socially involved
- Expressive-Responsive** - Spontaneous, affectionate, demonstrative
- Sympathetic** - Kind, understanding, compassionate
- Subjective** - Emotional, illogical, self-absorbed
- Dominant** - Confident, assertive, competitive
- Hostile** - Critical, argumentative, punitive
- Self-Disciplined** - Controlled, methodical, persevering

**OPPOSITES**

- Composed** - Calm, relaxed, tranquil
- Light-Hearted** - Happy, cheerful, optimistic
- Quiet** - Socially inactive, lethargic, withdrawn
- Inhibited** - Restrained, unresponsive, repressed
- Indifferent** - Unsympathetic, insensitive, unfeeling
- Objective** - Fair-minded, reasonable, logical
- Submissive** - Passive, compliant, dependent
- Tolerant** - Accepting, patient, humane
- Impulsive** - Uncontrolled, disorganized, changeable

Portions of this profile reproduced by permission from the T-JTA Shaded Profile  
 Copyright 1967, 1984 Psychological Publications, Inc. and Robert M. Taylor.

**David's Self-Report**

Your scores on the Taylor-Johnson Temperament Analysis are plotted on the Couple's Summary profile. Three of your scores are in the "Excellent" range. These scores suggest that your energy, outgoing and affectionate nature, sympathy, and compassion for others are real strengths that will help you in your relationships and interactions with other people. In addition, one of your scores is in the "Acceptable" range. This score suggests that your calm manner is an additional strength that will serve you well in many situations. All of these traits indicate good personal adjustment.

Several of your scores are in the "Improvement Desirable" range (Depressive/Light-Hearted, Subjective/Objective, Dominant/Submissive, Hostile/Tolerant, and Self-Disciplined/Impulsive). You may want to discuss these scores with your counselor.

### **Jane's Self-Report**

Your scores on the Taylor-Johnson Temperament Analysis are plotted on the Couple's Summary profile. Your general pattern of responses indicates either that your adjustment is very good or that you tended to give "socially desirable" responses to the test questions.

Several of your scores are in the "Excellent" range. These scores suggest that your calm and relaxed manner, energy, outgoing and affectionate nature, sympathy, compassion for others, and reasonable and logical approach to life are real strengths that will help you in your relationships and interactions with other people. In addition, two of your scores are in the "Acceptable" range. These scores suggest that your positive attitude and self-discipline are additional strengths that will serve you well in many situations. All of these traits indicate good personal adjustment.

Two of your scores are in the "Improvement Desirable" range (Dominant/Submissive and Hostile/Tolerant). You may want to discuss these scores with your counselor.

### **Couple's Summary**

Your personality patterns are similar in many respects. There are two traits on which your scores are very different. Similarities or differences do not necessarily indicate compatibility or incompatibility -- many other factors should be considered. For example, you should consider how the two of you interact, whether your similar scores represent strengths or weaknesses, and whether the differences in your personalities are likely to cause problems.

Look at the Couple's Summary profile. Note any scales on which both of you scored in the "Excellent" category (for example, the Active-Social/Quiet scale). How can you use the shared strengths indicated by these scores to improve your relationship?

Find the scales on which both of you scored in either the "Improvement Desirable" or the "Improvement Needed" category (for example, the Dominant/Submissive scale). How can you address these potential weaknesses? What are the implications of these scores for your relationship?

Look for any scales on which your scores are very different (for example, the Self-Disciplined/Impulsive scale). What do these differences mean for your relationship? Do they suggest potential problems? Can you compensate for these differences in some way?

You may wish to explore these questions with your counselor.