





Clinical Evaluation of Language Fundamentals—PRESCHOOL





Comparison with Prior Edition (CELF® Preschool-2)

CELF Preschool	 <small>Clinical Evaluation of Language Fundamentals Preschool – SECOND EDITION</small>	 <small>Clinical Evaluation of Language Fundamentals—PRESCHOOL</small>
Age range	3:0 – 6:11	Same as CELF Preschool-2
Publication Date	2004	2020
Completion Time	15-20 minutes for the Core Language Score; entire test variable	Same as CELF Preschool-2
Subtests	<p>Scaled scores Sentence Structure (SS) Word Structure (WS) Expressive Vocabulary (EV) Concepts and Following Directions (CSD) Recalling Sentences (RS) Basic Concepts (BC) Word Classes-Receptive (WC-R) Word Classes-Total (WC-T)</p> <p>Criterion scores Phonological Awareness (PA) Descriptive Pragmatics Profile (DPP)</p> <p>Percentile Range Recalling Sentences in Context (RSC) (sentence imitation task)</p>	<p>Scaled scores Sentence Comprehension (SC) Word Structure (WS) Expressive Vocabulary (EV) Following Directions (FD) Recalling Sentences (RS) Basic Concepts (BC) Word Classes (WC) (Receptive only)</p> <p>New! Now reporting standard scores for ages 4:0-6:11 Phonological Awareness (PA) Descriptive Pragmatics Profile (DPP)</p> <p>Criterion scores Connected Speech (Uses the No Juice! Book from CELF Preschool-2 to elicit connected speech in a story re-tell format) NEW! Criterion scores indicating performance • Inadequately developed (Beginning) • Development in transition (Emerging) • Adequately developed (Acceptable) Analysis comparing performance on Word Structure and Connected Speech subtests</p> <p>Percentile Range Replaced with Connected Speech subtest (see above)</p>





Pearson



Comparison with Prior Edition (CELF Preschool-2)

CELF Preschool	 <p style="font-size: small;">Clinical Evaluation of Language Fundamentals Preschool – SECOND EDITION</p>	 <p style="font-size: small;">Clinical Evaluation of Language Fundamentals-PRESCHOOL</p>
Test Administration Options	Paper-and-pencil	Paper-and-pencil New Digital Options!  Q-global® Digital Manual Digital Stimulus Book Print Record Forms Digital Scoring (purchased separately)  Q-interactive® Integrated administration, scoring, and reporting
Scores	<p>Age Based Scaled Scores for all subtests with the exception of Phonological Awareness, Pragmatics Profile, Preliteracy Rating Scale, and Recalling Sentences in Context</p> <p>Age Based Standard Scores for each composite:</p> <ul style="list-style-type: none"> • Core Language Score • Receptive Language Score • Expressive Language Score • Language Content Score • Language Structure Score <p>Percentile Ranks Age Equivalents</p>	<p>Age Based Scaled Scores for all subtests except Connected Speech and Pragmatic Activities Checklist</p> <p>Age Based Standard Scores for each composite:</p> <ul style="list-style-type: none"> • Core Language Score • Receptive Language Score • Expressive Language Score • Language Content Score • Language Structure Score <p>New!</p> <ul style="list-style-type: none"> • Academic Language Readiness Score • Early Literacy Score • Growth Scale Values <p>Percentile Ranks Age Equivalents</p>
Score Intervals	Ages 3:0-6:11 6-month intervals	Ages 3:0 through 6:11 6-month intervals for ages 3:0 through 5-11 12-month interval for age 6
Digital Scoring	None	New! Q-global scoring Q-interactive
Analyses	Item Analysis for each norm-referenced subtest	Item Analysis for each norm-referenced subtest New! Item Analyses for Connected Speech enables you to compare performance on the Word Structure and the Connected Speech subtests
Test Stimuli	Developed in 2001 Updates based on expert content and bias reviews.	Items developed or updated in 2017 based on customer feedback and/or expert content and bias reviews New! Updated items and art. The <i>calculator</i> , <i>newspaper</i> , <i>stamp</i> and were deleted from the EV subtest.

Comparison with Prior Edition (CELF Preschool-2)

<p>CELF Preschool</p>		
<p>Standardization</p>	<p>Standardized June–November 2003 Sample matched to U.S Census, 2000</p> <p>N = 800 (100 per ½ year interval)</p> <p>Data collected at over 200 sites in the US</p> <p>10% of the sample came from bilingual households (English was the language used most often in the home)</p> <p>Special Education representation in the normative sample: 6% receiving services for a language disorder</p>	<p>Standardized March 2019–January 2020 Race/ethnicity and parent education level were represented within 5% of the based U.S Census Update, 2017</p> <p>N = 700 (100 per ½ year intervals from ages 3:0 through 5:11 and 1 year interval at age 6:0 through 6:11.)</p> <p>Data collected at over 250 sites in the US</p> <p>11% of the sample came from bilingual households (English was the language used most often in the home)</p> <p>Special Education representation in the normative sample: 4% receiving services for a speech or language disorder</p>
<p>Psychometric Characteristics</p>	<p>Reliability</p> <p>Internal consistency: Average reliability coefficients across all ages</p> <p>Normative sample</p> <ul style="list-style-type: none"> • Subtest scores: .78 to .95 • Index scores: .90-.92 <p>Clinical groups (Average of language disorder, autistic disorder, hard of hearing groups):</p> <ul style="list-style-type: none"> • Subtest scores: .88 to .97. <p>Test-retest stability: Based on the normative sample</p> <ul style="list-style-type: none"> • Subtest corrected r: .78 to .90 • Index scores: .91 to .94 <p>Interscorer reliability: Decision agreement</p> <ul style="list-style-type: none"> • Word Structure: .97 • Expressive Vocabulary: .97 • Word Classes (expressive): .95 <p>Evidence of Validity</p> <p>Evidence based on test content: Evidence presented showing content is appropriate to assess language skills for children ages 3-6 years</p> <p>Evidence based on response process: Evidence presented showing children ages 3-6 years were able to perform tasks used in the test</p>	<p>Evidence of Reliability</p> <p>Internal consistency: Average reliability coefficients across all ages</p> <p>Normative sample</p> <ul style="list-style-type: none"> • Subtest scores: .73 to .92 • Index scores: .90-.93 <p>Clinical sample: Language Disorder group</p> <ul style="list-style-type: none"> • Subtest scores: .89 to .99. <p>Test-retest stability: Based on the normative sample</p> <ul style="list-style-type: none"> • Subtest corrected r: .60 to .83 • Index scores: .80 to .93 • Effect sizes: .16 to .53 <p>Evidence of Validity</p> <p>Evidence based on test content: Evidence presented showing content is appropriate to assess language skills for children ages 3-6 years</p> <p>Evidence based on response process: Evidence presented showing children ages 3-6 years were able to perform tasks used in the test</p>

Comparison with Prior Edition (CELF Preschool-2)

CELF Preschool	 <small>Clinical Evaluation of Language Fundamentals Preschool – SECOND EDITION</small>	 <small>Clinical Evaluation of Language Fundamentals – PRESCHOOL</small>
<p>Psychometric Characteristics <i>(continued)</i></p>	<p>Evidence based on internal structure: Evidence presented showing the degree to which subtests are related (inter-correlational analyses and factor analysis)</p> <p>Evidence based on relationships to other variables: Correlations with CELF Preschool index scores: .81 to .86 Mean standard score point difference from CELF Preschool: • Subtest scores: 0.2 to 0.5 • Index scores: 1.0 to 3.2</p> <p>Correlation with CELF-4 index scores: .76 to .84 Mean standard score point difference from CELF-5 for ages 5 and 6: • Subtest scores: 0.2 to 1.4 • Index scores: 1.7 to 3.6</p> <p>Correlation with PLS-4 Total, AC, and EC scores: .73 to .76 Mean standard score point difference from PLS-5 for ages 3 through 6: • CLS and TLS: 5.3 • RLI and AC: 1.1 • ELI and EC: 4.5</p> <p>Sensitivity/Specificity -1 SD: .85/.82</p>	<p>Evidence based on internal structure: Evidence presented showing the degree to which subtests are related (inter-correlational analyses and factor analysis)</p> <p>Evidence based on relationships to other variables: Correlations with CELF Preschool-2 index scores .74 to .86 Mean standard score point difference from CELF Preschool-2: • Subtest scores: 0.2 to 1.1 • Index scores: 0.4 to 4.5</p> <p>Correlations with CELF-5 Core Language and index scores: .65 to .76 Mean standard score point difference from CELF-5 for ages 5 and 6: • Subtest scores: 0.2 to 2.3 • Index scores: 0.1 to 4.8</p> <p>Correlation with PLS-5 Total, AC, and EC scores: .50 to .63 Mean standard score point difference from PLS-5 for ages 3 through 6: • CLS and TLS: 1.2 • RLI and AC: 1.4 • ELI and EC: 0.3</p> <p>Sensitivity/Specificity Based on clinicians' diagnosis of language disorder using work setting criteria and other test results: -1 SD: .96/.70 -1.5 SD: .89/.87 -2 SD: .71/.97</p>