



Minnesota Multiphasic
Personality Inventory-2
Restructured Form®

Yossef S. Ben-Porath, PhD, & Auke Tellegen, PhD

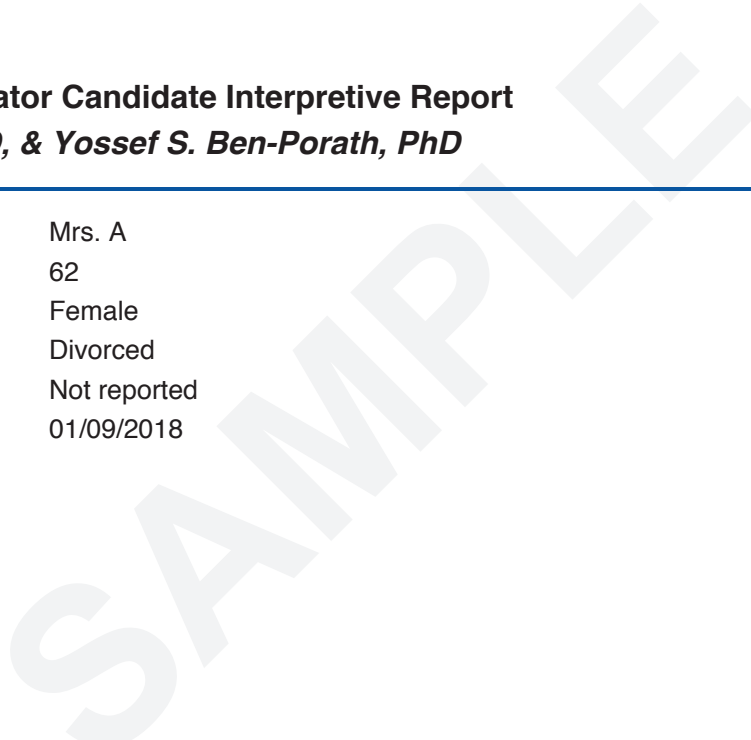
ANNOTATED SAMPLE REPORT

This MMPI-2-RF Spinal Cord Stimulator Candidate Interpretive Report was generated from Q-global®, Pearson's web-based scoring and report application, using Ms. A's responses to the MMPI-2-RF items.

Spinal Cord Stimulator Candidate Interpretive Reports can also be produced using Pearson's Q Local™ software and mail-in scoring.

MMPI-2-RF®
Spinal Cord Stimulator Candidate Interpretive Report
Andrew Block, PhD, & Yossef S. Ben-Porath, PhD

ID Number: Mrs. A
Age: 62
Gender: Female
Marital Status: Divorced
Years of Education: Not reported
Date Assessed: 01/09/2018



Copyright © 2018 by the Regents of the University of Minnesota. All rights reserved. Distributed exclusively under license from the University of Minnesota by NCS Pearson, Inc. Portions reproduced from the MMPI-2-RF test booklet. Copyright © 2008 by the Regents of the University of Minnesota. All rights reserved. Portions excerpted from the *MMPI-2-RF Manual for Administration, Scoring, and Interpretation*. Copyright © 2008, 2011 by the Regents of the University of Minnesota. All rights reserved. Used by permission of the University of Minnesota Press.

Minnesota Multiphasic Personality Inventory-2-Restructured Form and **MMPI-2-RF** are registered trademarks of the University of Minnesota. **Pearson** is a trademark in the U.S. and/or other countries of Pearson Education, Inc., or its affiliate(s).

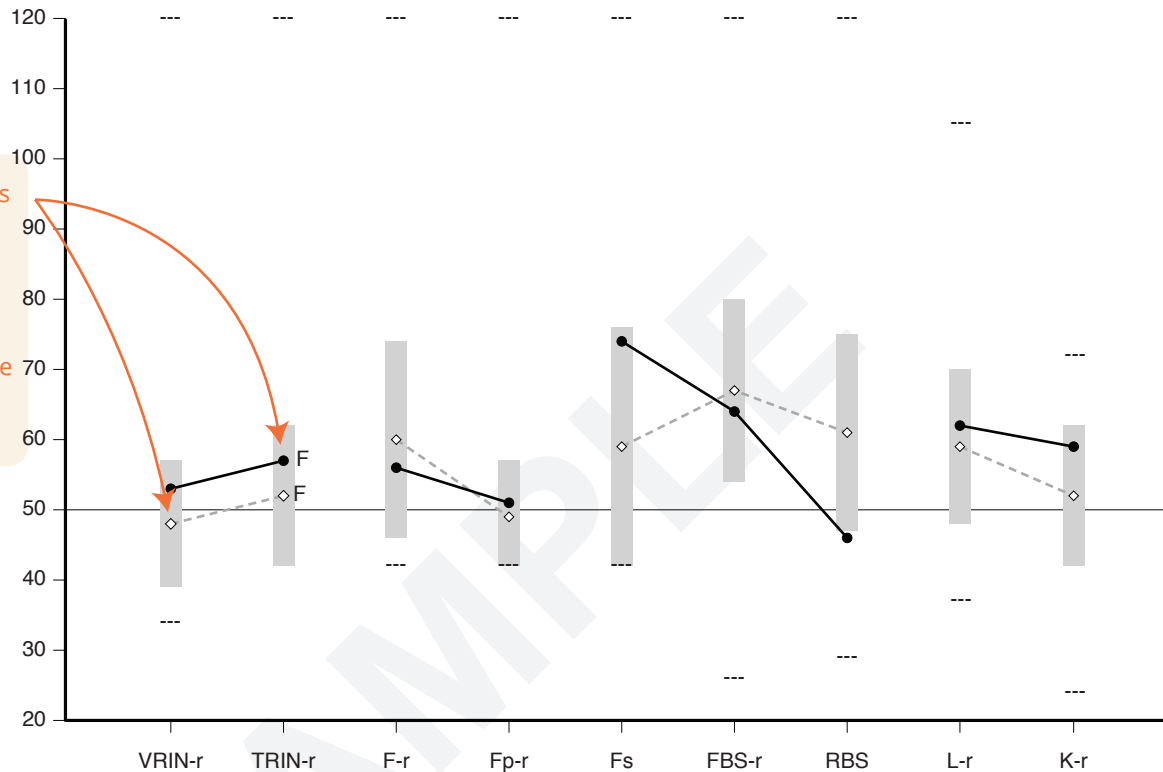
This report contains copyrighted material and trade secrets. The qualified licensee may excerpt portions of this output report, limited to the minimum text necessary to accurately describe their significant core conclusions, for incorporation into a written evaluation of the examinee, in accordance with their profession's citation standards, if any. No adaptations, translations, modifications, or special versions may be made of this report without prior written permission from the University of Minnesota Press.

[4.2 / 57 / __VERSION__]

MMPI-2-RF Validity Scales

Comprehensively assess protocol validity with effective, reliable indicators of random responding, fixed responding, over-reporting, and under-reporting.

Each profile provides a plot of the test taker's scores (solid circle) and the mean scores of the Spinal Cord Stimulator Candidate comparison group (open diamond).



Raw Score:	4	10	3	1	4	12	4	5	10
T Score:	53	57 F	56	51	74	64	46	62	59
Response %:	100	100	100	100	100	100	100	100	100
Cannot Say (Raw):	0								
								Percent True (of items answered):	21%

Comparison Group Data: Spinal Cord Stimulator Candidate (Women), N = 336

Mean Score (◇--◇):	48	52 F	60	49	59	67	61	59	52
Standard Dev (±1 SD):	9	10	14	8	17	13	14	11	10
Percent scoring at or below patient:	82	76	58	80	90	51	17	68	80

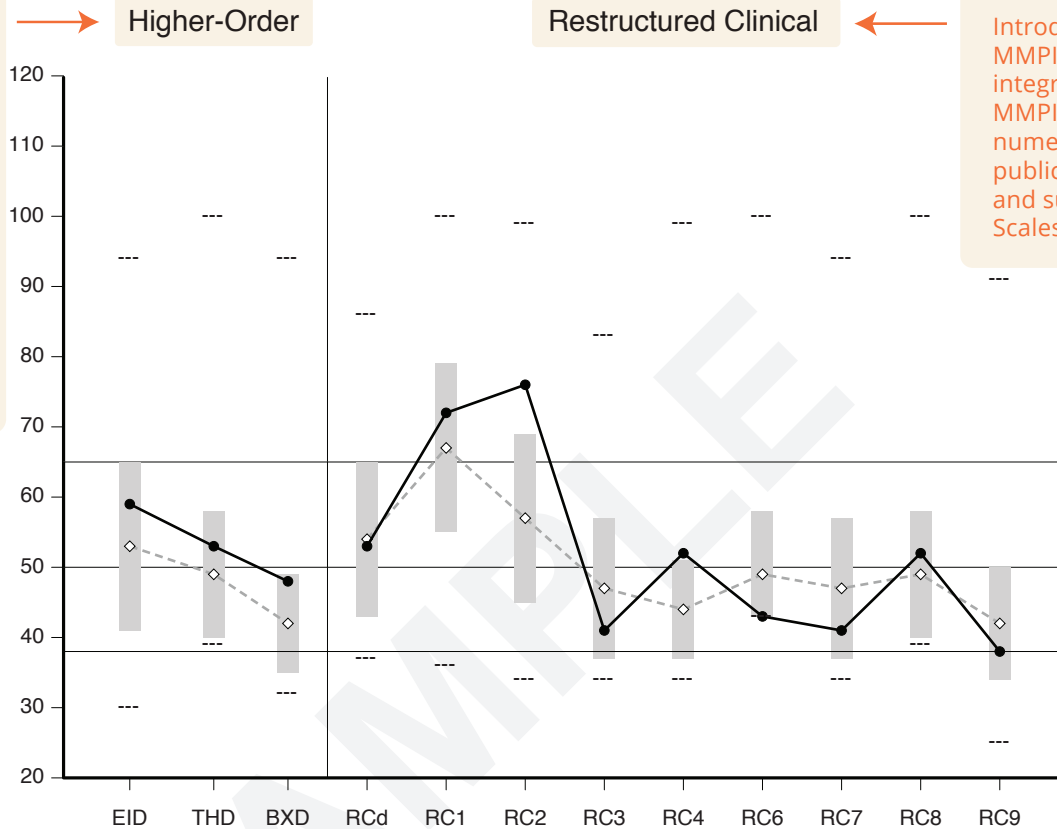
The highest and lowest T scores possible on each scale are indicated by a "---"; MMPI-2-RF T scores are non-gendered.

VRIN-r	Variable Response Inconsistency	Fs	Infrequent Somatic Responses	L-r	Uncommon Virtues
TRIN-r	True Response Inconsistency	FBS-r	Symptom Validity	K-r	Adjustment Validity
F-r	Infrequent Responses	RBS	Response Bias Scale		
Fp-r	Infrequent Psychopathology Responses				

The Spinal Cord Stimulator Candidate comparison groups are made up of 218 men and 336 women. These data are tied to the Comparison Group Findings section of the report.

MMPI-2-RF Higher-Order (H-O) and Restructured Clinical (RC) Scales

The Higher-Order Scales are empirically derived, define classic dispositional distinctions corresponding to "affect, cognition, and conation," and provide an organizing interpretive framework.



Introduced with the MMPI-2 in 2003 and integrated into the MMPI-2-RF in 2008, numerous publications guide and support RC Scales interpretation.

Raw Score:	17	2	5	5	12	11	2	5	0	2	2	5
T Score:	59	53	48	53	72	76	41	52	43	41	52	38
Response %:	100	100	100	100	100	100	100	100	100	100	100	100

Comparison Group Data: Spinal Cord Stimulator Candidate (Women), N = 336

Mean Score (◇--◇):	53	49	42	54	67	57	47	44	49	47	49	42
Standard Dev (±1 SD):	12	9	7	11	12	12	10	7	9	10	9	8
Percent scoring at or below patient:	74	78	84	53	70	94	35	88	59	33	74	38

The highest and lowest T scores possible on each scale are indicated by a "---"; MMPI-2-RF T scores are non-gendered.

EID	Emotional/Internalizing Dysfunction	RCd	Demoralization	RC6	Ideas of Persecution
THD	Thought Dysfunction	RC1	Somatic Complaints	RC7	Dysfunctional Negative Emotions
BXD	Behavioral/Externalizing Dysfunction	RC2	Low Positive Emotions	RC8	Aberrant Experiences
		RC3	Cynicism	RC9	Hypomanic Activation
		RC4	Antisocial Behavior		

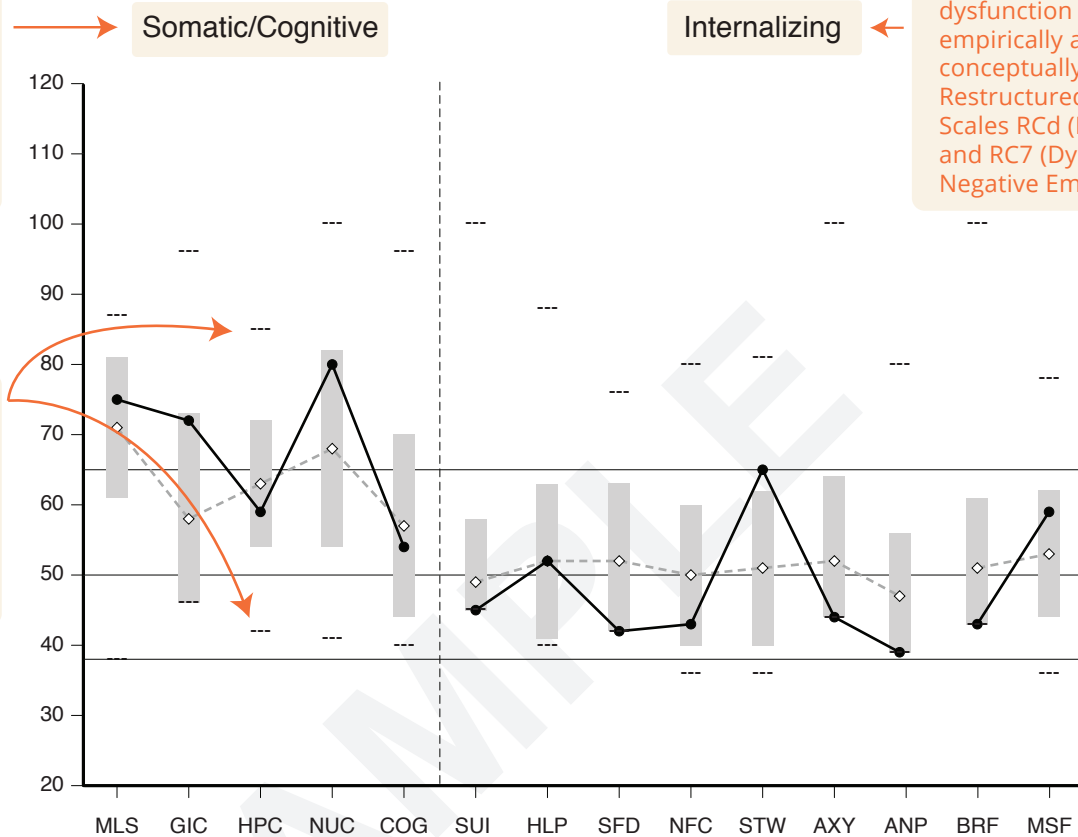
Response percentages help assess the impact of nonresponding to items. The response percentage appears in bold if it drops below 90%, indicating a need to qualify scale score interpretation.

MMPI-2-RF Somatic/Cognitive and Internalizing Scales

Measures of self-reported poor health and specific somatic and cognitive complaints.

T-score floor and ceiling are conveniently marked for every scale to help you more easily evaluate scores.

Measures of emotional dysfunction linked empirically and conceptually to Restructured Clinical Scales RCd (Demoralization) and RC7 (Dysfunctional Negative Emotions).



Raw Score:	6	2	2	6	2	0	1	0	1	5	0	0	0	6
T Score:	75	72	59	80	54	45	52	42	43	65	44	39	43	59
Response %:	100	100	100	100	100	100	100	100	100	100	100	100	100	100

Comparison Group Data: Spinal Cord Stimulator Candidate (Women), N = 336

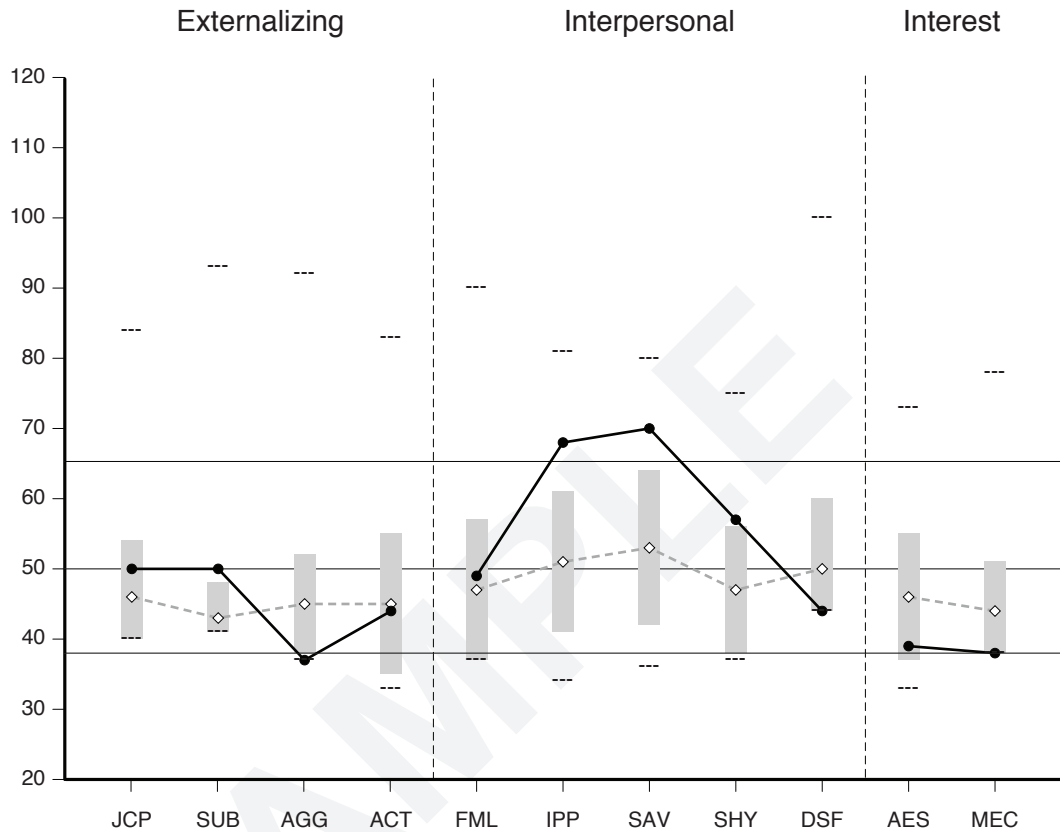
Mean Score (◇--◇):	71	58	63	68	57	49	52	52	50	51	52	47	51	53
Standard Dev (±1 SD):	10	15	9	14	13	9	11	11	10	11	12	9	10	9
Percent scoring at or below patient:	69	86	54	87	57	83	71	38	37	92	66	40	53	84

The highest and lowest T scores possible on each scale are indicated by a "---"; MMPI-2-RF T scores are non-gendered.

MLS	Malaise	SUI	Suicidal/Death Ideation	AXY	Anxiety
GIC	Gastrointestinal Complaints	HLP	Helplessness/Hopelessness	ANP	Anger Proneness
HPC	Head Pain Complaints	SFD	Self-Doubt	BRF	Behavior-Restricting Fears
NUC	Neurological Complaints	NFC	Inefficacy	MSF	Multiple Specific Fears
COG	Cognitive Complaints	STW	Stress/Worry		

Indicates the percentage of comparison group members who scored at or below the test taker on each scale. These values are similar in meaning to percentiles.

MMPI-2-RF Externalizing, Interpersonal, and Interest Scales



Raw Score:	1	1	0	2	2	8	8	5	0	1	0
T Score:	50	50	37	44	49	68	70	57	44	39	38
Response %:	100	100	100	100	100	100	100	100	100	100	100

Comparison Group Data: Spinal Cord Stimulator Candidate (Women), N = 336

Mean Score (◇---◇):	46	43	45	45	47	51	53	47	50	46	44
Standard Dev (±1 SD):	8	5	7	10	10	10	11	9	10	9	7
Percent scoring at or below patient:	84	96	40	64	75	96	93	91	72	39	33

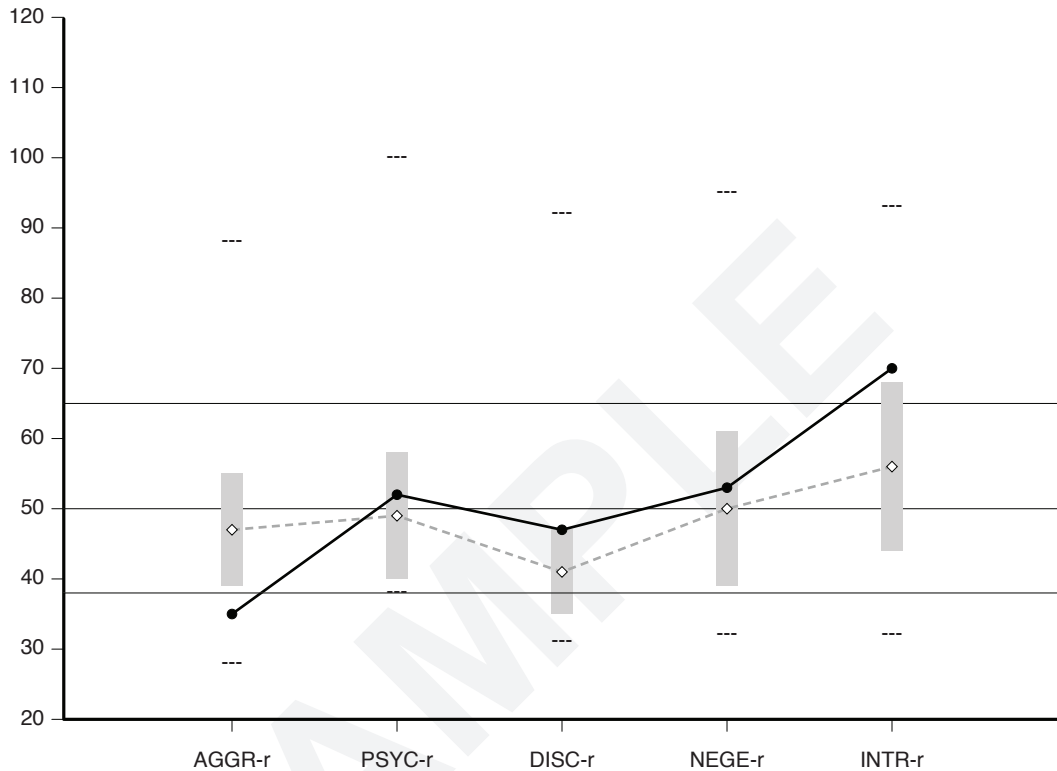
The highest and lowest T scores possible on each scale are indicated by a "---"; MMPI-2-RF T scores are non-gendered.

JCP	Juvenile Conduct Problems	FML	Family Problems	AES	Aesthetic-Literary Interests
SUB	Substance Abuse	IPP	Interpersonal Passivity	MEC	Mechanical-Physical Interests
AGG	Aggression	SAV	Social Avoidance		
ACT	Activation	SHY	Shyness		
		DSF	Disaffiliativeness		

A legend with scale abbreviations and full names is provided on each profile page for easy reference.

MMPI-2-RF PSY-5 Scales

Harkness and McNulty's PSY-5 Scales provide a personality-disorder perspective on major dimensions of personality pathology.



Raw Score:	2	2	5	8	13
T Score:	35	52	47	53	70
Response %:	100	100	100	100	100

Comparison Group Data: Spinal Cord Stimulator Candidate (Women), N = 336

Mean Score (◇---◇):	47	49	41	50	56
Standard Dev (±1 SD):	8	9	6	11	12
Percent scoring at or below patient:	4	74	85	72	88

The highest and lowest T scores possible on each scale are indicated by a "---"; MMPI-2-RF T scores are non-gendered.

AGGR-r	Aggressiveness-Revised
PSYC-r	Psychoticism-Revised
DISC-r	Disconstraint-Revised
NEGE-r	Negative Emotionality/Neuroticism-Revised
INTR-r	Introversion/Low Positive Emotionality-Revised

MMPI-2-RF T SCORES (BY DOMAIN)

PROTOCOL VALIDITY

Content Non-Responsiveness	0	53	57 F			
	CNS	VRIN-r	TRIN-r			
Over-Reporting	56	51		74	64	46
	F-r	Fp-r		Fs	FBS-r	RBS
Under-Reporting	62	59				
	L-r	K-r				

A one-page summary allows you to easily evaluate scores by domain and follow the recommended hierarchical interpretation guidelines.

SUBSTANTIVE SCALES

Somatic/Cognitive Dysfunction		72	75	72	59	80	54
		RC1	MLS	GIC	HPC	NUC	COG
Emotional Dysfunction	59	53	45	52	42	43	
	EID	RCd	SUI	HLP	SFD	NFC	
		76	70				
		RC2	INTR-r				
		41	65	44	39	43	59
		RC7	STW	AXY	ANP	BRF	MSF
							53
							NEGE-r
Thought Dysfunction	53	43					
	THD	RC6					
		52					
		RC8					
		52					
		PSYC-r					
Behavioral Dysfunction	48	52	50	50			
	BXD	RC4	JCP	SUB			
		38	37	44	35	47	
		RC9	AGG	ACT	AGGR-r	DISC-r	
Interpersonal Functioning		49	41	68	70	57	44
		FML	RC3	IPP	SAV	SHY	DSF
Interests		39	38				
		AES	MEC				

Scores interpreted in the Spine-CIR are printed in bold.

Scale scores shown in bold font are interpreted in the report.

Note. This information is provided to facilitate interpretation following the recommended structure for MMPI-2-RF interpretation in Chapter 5 of the *MMPI-2-RF Manual for Administration, Scoring, and Interpretation*, which provides details in the text and an outline in Table 5-1.

This interpretive report is intended for use by a professional qualified to interpret the MMPI-2-RF in the context of a presurgical psychological evaluation of spinal cord stimulator candidates. The information it contains should be considered in the context of the patient's background, the circumstances of the assessment, and other available information.

Interpretive statements in the Comparison Group Findings section are based on comparisons with the women of the Spinal Cord Stimulator Candidate comparison group. Statements in the remaining sections of the report are based on T scores derived from the general MMPI-2-RF normative sample.

The report includes extensive annotation, which appears as superscripts following each statement in the narrative, keyed to Endnotes with accompanying Research References, which appear in the final two sections of the report. Additional information about the annotation features is provided in the headnotes to these sections and in the User's Guide for the Minnesota Multiphasic Personality Inventory-2-Restructured Form (MMPI-2-RF) Spine Surgery Candidate Interpretive Report (Spine-CIR) and Spinal Cord Stimulator Candidate Interpretive Report (Stim-CIR).

SYNOPSIS

Summary of the major conclusions about the interpretability of the results, any Substantive Scale scores in the clinically interpretable range, comparison group findings, and possible surgical risk factors.

This is a valid MMPI-2-RF protocol. Scores on the substantive scales indicate somatic complaints and emotional and interpersonal dysfunction. Somatic complaints include preoccupation with poor health, malaise, neurological symptoms, and gastrointestinal problems. Emotional-internalizing findings include depression and stress and worry. Interpersonal difficulties include passivity and social avoidance.

Comparison group findings point to possible concerns about a low level of positive emotions, stress and worry, and interpersonal problems including interpersonal passivity, social avoidance, and shyness.

Possible presurgical risk factors are identified in the Demoralization and Depression, Pain and Somatic Sensitivity, Health Orientation and Medical Adherence, Anxiety and Stress, Fear/Avoidance, and Interpersonal domains.

PROTOCOL VALIDITY

This is a valid MMPI-2-RF protocol. There are no problems with unscorable items. The patient responded to the items relevantly on the basis of their content, and there are no indications of over- or under-reporting.

SUBSTANTIVE SCALE INTERPRETATION

Clinical-level symptoms, personality characteristics, and behavioral tendencies of the patient are described in this section and organized according to an empirically guided framework. (Please see Chapter 8, Yossef S. Ben-Porath, Interpreting the MMPI-2-RF, for details.) Statements containing the word "reports" are based on the item content of MMPI-2-RF scales, whereas statements that include the word "likely" are based on empirical correlates of scale scores. Specific sources for each statement can be accessed with the annotation features of this report.

Somatic/Cognitive Dysfunction

The patient reports multiple somatic complaints¹ including vague neurological complaints² and a number of gastrointestinal complaints³. She is indeed likely to have a history of gastrointestinal problems⁴. She is also likely to be prone to developing physical symptoms in response to stress⁵. She reports experiencing poor health and feeling weak or tired⁶. She is indeed likely to be preoccupied with poor health⁷ and to complain of sleep disturbance⁸, fatigue⁹, low energy¹⁰, and sexual dysfunction¹¹.

Emotional Dysfunction

The patient reports a lack of positive emotional experiences, significant anhedonia, and lack of interest¹².

She is likely to be stress-reactive¹³ and worry-prone¹⁴ and to engage in obsessive rumination¹⁵.

Thought Dysfunction

There are no indications of disordered thinking in this protocol.

Behavioral Dysfunction

There are no indications of maladaptive externalizing behavior in this protocol.

Interpersonal Functioning Scales

The patient reports being unassertive¹⁶ and is indeed likely to be passive and submissive in interpersonal relationships¹⁷. She reports not enjoying social events and avoiding social situations¹⁸. She is likely to be introverted¹⁹, to have difficulty forming close relationships²⁰, and to be emotionally restricted²¹.

Interest Scales

The patient reports an average number of interests in activities or occupations of an aesthetic or literary nature (e.g., writing, music, the theater)²². She indicates no interest in activities or occupations of a mechanical or physical nature (e.g., fixing and building things, the outdoors, sports)²³.

DIAGNOSTIC CONSIDERATIONS

Diagnostic possibilities, for further consideration, listed under four possible subheadings: Emotional-Internalizing, Thought, Behavioral-Externalizing, and Interpersonal disorders.

This section provides recommendations for psychodiagnostic assessment based on the patient's MMPI-2-RF results. It is recommended that she be evaluated for the following:

Emotional-Internalizing Disorders

- Somatoform disorder²⁴, if physical origins for malaise²⁵, neurological complaints²⁶, and gastrointestinal complaints²⁷ have been ruled out
- Depression-related disorder²⁸
- Disorders involving excessive stress and worry such as obsessive-compulsive disorder²⁹

On-screen report viewing produces hover text, which identifies the scale scores that triggered the statements and indicates if it is based on item content, correlates, or inferences made by the report authors.

Interpersonal Disorders

- Disorders characterized by passive-submissive behavior such as dependent personality disorder³⁰
- Disorders associated with social avoidance such as avoidant personality disorder³¹

SPINAL CORD STIMULATOR COMPARISON GROUP FINDINGS

*This section describes the MMPI-2-RF substantive scale findings in the context of the women of the Spinal Cord Stimulator Candidate comparison group. Specific sources for each statement can be accessed with the annotation features of this report. **Presurgical risk factors, postsurgical outcomes, and treatment recommendations associated with these results, if any, are provided in subsequent sections of this report.***

The comparison group means reported on pages 2 through 6 of this report show that female spinal cord stimulator candidates score differently from the general MMPI-2-RF normative sample on several scales. Problems discussed earlier in the Substantive Scale Interpretation section are based on clinically elevated normative T scores of 65 and above. Potential difficulties identified in this section are based on scores that are unusually high in relation to the Spinal Cord Stimulator Candidate (Women) comparison group, and thus may differ from those discussed earlier. If multiple risk factors are identified, the possibility of poor surgery results increases, but may be mitigated with psychological intervention.

Emotional/Internalizing Problems

The patient reports a comparatively low level of positive emotional experiences for a spinal cord stimulator implant candidate¹². Only 9.2% of comparison group members convey this or a lower level of positive emotions³².

She reports a comparatively high level of problems with stress and worry for a spinal cord stimulator implant candidate. Only 18.8% of comparison group members convey this or a greater level of stress reactivity³³.

Interpersonal Problems

The patient reports a comparatively high level of interpersonal passivity for a spinal cord stimulator implant candidate. Only 10.7% of comparison group members convey this or a greater level of passive,

Construct-based statements that describe implications of clinically elevated Substantive Scale scores, as well as statements about possible implications of uncommonly high (but not clinically elevated) scores for spinal cord stimulator candidates.

submissive behavior¹⁶. She also reports a relatively high level of social avoidance for this population. Only 13.7% of comparison group members convey this or a greater preference for avoiding social interaction¹⁸. In addition, she reports a comparatively high level of social anxiety for a spinal cord stimulator implant candidate. Only 16.1% of comparison group members convey this or a greater level of shyness and inhibition³⁴.

PRESURGICAL PSYCHOLOGICAL RISK FACTORS

Psychological risk factors associated empirically with diminished spinal cord implant results are described in this section and organized according to nine problem domains identified in the professional literature as relevant to spinal cord implant outcomes. (Please see User's Guide for the MMPI-2-RF Spine Surgery Candidate Interpretive Report (Spine-CIR) and Spinal Cord Stimulator Candidate Interpretive Report (Stim-CIR) for details.) Specific sources for each statement can be accessed with the annotation features of this report.

Demoralization and Depression Problems

Compared with other spinal cord stimulator implant candidates, the patient is more likely to be experiencing depressive affect³⁵ and to have a low energy level and feel exhausted³⁶. She is also likely to have greater levels of self-perceived disability³⁷.

Pain and Somatic Sensitivity Problems

Compared with other spinal cord stimulator implant candidates, the patient is more likely to perceive herself as deserving and needing assistance from others³⁸. She is also likely to report greater functional disability associated with pain³⁹.

Health Orientation and Medical Adherence Problems

Compared with other spinal cord stimulator implant candidates, the patient is less likely to seek out information about health⁴⁰, to feel confident in obtaining information from the physician⁴⁰, to be able to continue with exercise/diet recommendations when under stress⁴⁰, and to be engaged in overall health maintenance and improvement⁴⁰.

Anxiety and Stress Problems

Compared with other spinal cord stimulator implant candidates, the patient is more likely to be diagnosed with an anxiety disorder⁴¹ and to be taking benzodiazepines⁴¹. She is also likely to report higher levels of anxiety⁴² and to experience higher levels of current stress⁴¹.

Fear/Avoidance Problems

Compared with other spinal cord stimulator implant candidates, the patient is likely to express higher levels of fear and avoidance of work activities⁴². She is also more likely to have been out of work for more than 2 months³⁸.

Identifies potential spinal cord stimulator risk factors annotated with empirical studies that support each correlate-based interpretive statement. The statements are organized by nine problem domains, representing the major psychological areas that have been found in the research literature to negatively impact the outcomes of spinal cord stimulation.

Interpersonal Problems

Compared with other spinal cord stimulator implant candidates, the patient is more likely to have had a chaotic or disrupted childhood⁴³, to report a history of abuse or abandonment⁴⁴, and to report a lack of social support³⁸.

The candidate's scores are not associated with empirically identified risk factors in the following domains:

- Pain Coping Problems
- Substance Abuse Problems
- Recovery Disincentive Problems

Statements based on prospective studies of maladaptive postsurgical outcomes associated with presurgical MMPI-2-RF scores. In these studies, multiple outcomes were assessed, including pain reduction, functional improvement as measured by the ODI, return to work, opioid medication use, satisfaction with the procedure, and overall outcome.

POSTSURGICAL OUTCOMES

The postsurgical outcome statements listed here are based on prospective empirical studies indicating that, relative to other candidates, this patient is at increased risk for these specific adverse results. Inclusion of an adverse outcome does not imply that it will definitely occur, nor can other negative outcomes be definitively ruled out. Specific sources for each statement can be accessed with the annotation features of this report.

Compared to other spinal cord stimulator candidates, post-surgery this patient is likely to:

- Report higher levels of pain⁴⁵
- Report greater levels of disability⁴⁶
- Experience more negative affect and higher levels of psychological distress⁴⁵
- Report greater interference of pain with lifestyle⁴⁵
- Have lower levels of satisfaction with the results of surgery⁴⁵
- Convey stronger feelings that surgical results did not meet expectations⁴⁵

TREATMENT RECOMMENDATIONS

This section contains inferential treatment-focused recommendations specifically for spinal cord stimulator candidates, based on the patient's MMPI-2-RF scores. Sources for each statement can be accessed with the annotation features of this report.

Recommendations Based on Elevated Emotional Dysfunction Scales

The patient may be experiencing depressive affect, which could impact spinal cord stimulator results. Consideration should be given to antidepressant medication, which may also help with pain reduction, as depression can increase pain awareness. Including individual psychotherapy in the overall treatment plan may help the patient identify and experience pleasurable activities while rehabilitating⁴⁷.

The patient is also experiencing a much higher level of stress/worry than other patients do, and is prone to both ruminate about disappointments and misfortunes and to feel a strong sense of time pressure to recover from the spinal pain problems. Recommended interventions include stress management training and strategies aimed at establishing and acting on priorities in the post-implant recovery process⁴⁸.

Recommendations Based on Elevated Interpersonal Functioning Scales

The patient is relatively passive and indecisive and experiences difficulties coping with stress. Taking a collaborative, problem-solving approach to treatment, and helping her identify and deal with setbacks in the recovery process, may mitigate the influence of such feelings of inefficacy on spinal cord stimulation outcome³⁰.

ITEM-LEVEL INFORMATION ←

Four types of item-level information are available with the Stim-CIR.

Unscorable Responses

The patient produced scorable responses to all the MMPI-2-RF items.

Critical Responses

Seven MMPI-2-RF scales--Suicidal/Death Ideation (SUI), Helplessness/Hopelessness (HLP), Anxiety (AXY), Ideas of Persecution (RC6), Aberrant Experiences (RC8), Substance Abuse (SUB), and Aggression (AGG)--have been designated by the test authors as having critical item content that may require immediate attention and follow-up. Items answered by the individual in the keyed direction (True or False) on a critical scale are listed below if her T score on that scale is 65 or higher.

The patient has not produced an elevated T score (≥ 65) on any of these scales.

Items for Follow-up

This section contains a list of items to which the patient responded in a manner warranting follow-up. The items were identified by presurgical assessment experts as having critical content. Clinicians are encouraged to follow up on these statements with the patient by making related inquiries, rather than reciting the item(s) verbatim. Each item is followed by the patient's response, the percentage of the Spinal Cord Stimulator Candidate (Women) comparison group members who gave this response, and the scale(s) on which the item appears.

- 25. Item Content Omitted (False; 86.6%; VRIN-r, EID, RC2, MLS)
- 49. Item Content Omitted (True; 6.5%; BXD, RC4, SUB, DISC-r)
- 65. Item Content Omitted (False; 20.4%; RC1)
- 156. Item Content Omitted (True; 43.6%; VRIN-r, FBS-r, RBS, BXD, RC4, DISC-r)

A group of 10 clinicians and researchers, highly experienced in presurgical psychological assessment of spinal cord stimulator candidates, reviewed the 338-item MMPI-2-RF booklet and identified those items each felt were critical for follow-up. The responses of the reviewers were tabulated, and a pool of items on which at least four reviewers concurred was developed. The report authors then examined this list and selected only those items that bore a conceptual relationship with risk for poor surgical outcome.



Special Note:

The content of the test items is included in the actual reports. To protect the integrity of the test, the item content does not appear in this sample report.

ENDNOTES

Endnotes identify scale scores that are associated with and provide foundations for statements.

This section lists for each statement in the report the MMPI-2-RF score(s) that triggered it. In addition, each statement is identified as a Test Response, if based on item content, a Correlate, if based on empirical correlates, or an Inference, if based on the report authors' judgment. (This information can also be accessed on-screen by placing the cursor on a given statement.) For correlate-based statements, research references (Ref. No.) are provided, keyed to the consecutively numbered reference list following the endnotes.

- ¹ Test Response: RC1=72
- ² Test Response: NUC=80
- ³ Test Response: GIC=72
- ⁴ Correlate: GIC=72, Ref. 28, 35
- ⁵ Correlate: RC1=72, Ref. 16, 35; NUC=80, Ref. 35
- ⁶ Test Response: MLS=75
- ⁷ Correlate: RC1=72, Ref. 6, 10, 14, 15, 16, 20, 28, 30, 31, 32, 35, 36; MLS=75, Ref. 6, 35; NUC=80, Ref. 10, 35
- ⁸ Correlate: MLS=75, Ref. 34, 35
- ⁹ Correlate: RC1=72, Ref. 5, 34, 35; MLS=75, Ref. 28, 34, 35
- ¹⁰ Correlate: RC2=76, Ref. 3, 20, 35; MLS=75, Ref. 35
- ¹¹ Correlate: MLS=75, Ref. 35
- ¹² Test Response: RC2=76; INTR-r=70
- ¹³ Correlate: STW=65, Ref. 10, 12, 35
- ¹⁴ Correlate: STW=65, Ref. 35
- ¹⁵ Correlate: STW=65, Ref. 2, 9, 35
- ¹⁶ Test Response: IPP=68
- ¹⁷ Correlate: IPP=68, Ref. 2, 4, 10, 18, 28, 35; AGGR-r=35, Ref. 35
- ¹⁸ Test Response: SAV=70
- ¹⁹ Correlate: SAV=70, Ref. 1, 2, 4, 13, 18, 35
- ²⁰ Correlate: SAV=70, Ref. 1, 11, 17, 18, 35
- ²¹ Correlate: SAV=70, Ref. 35
- ²² Test Response: AES=39
- ²³ Test Response: MEC=38
- ²⁴ Correlate: RC1=72, Ref. 22, 23, 37
- ²⁵ Correlate: MLS=75, Ref. 22
- ²⁶ Inference: NUC=80
- ²⁷ Correlate: GIC=72, Ref. 37
- ²⁸ Correlate: RC2=76, Ref. 19, 21, 27, 29, 33, 35, 37; INTR-r=70, Ref. 35
- ²⁹ Correlate: STW=65, Ref. 37
- ³⁰ Inference: IPP=68
- ³¹ Correlate: SAV=70, Ref. 37
- ³² Test Response: RC2=76
- ³³ Test Response: STW=65
- ³⁴ Test Response: SHY=57
- ³⁵ Correlate: RC2=76, Ref. 6, 27

- ³⁶ Correlate: RC2=76, Ref. 24
- ³⁷ Correlate: RC2=76, Ref. 6, 8, 25
- ³⁸ Correlate: RC2=76, Ref. 6
- ³⁹ Correlate: RC2=76, Ref. 34
- ⁴⁰ Correlate: RC2=76, Ref. 26
- ⁴¹ Correlate: STW=65, Ref. 34
- ⁴² Correlate: STW=65, Ref. 6
- ⁴³ Correlate: STW=65, Ref. 24
- ⁴⁴ Correlate: SAV=70, Ref. 24
- ⁴⁵ Correlate: STW=65, Ref. 7
- ⁴⁶ Correlate: RC2=76, Ref. 7; STW=65, Ref. 7
- ⁴⁷ Inference: RC2=76
- ⁴⁸ Inference: STW=65


SAMPLE

RESEARCH REFERENCE LIST

Sources of statements based on empirical correlates.
References are updated as additional studies are published.

The following studies are sources for empirical correlates identified in the Endnotes section of this report.

1. Anderson, J. L., Sellbom, M., Ayearst, L., Quilty, L. C., Chmielewski, M., & Bagby, R. M. (2015). Associations between DSM-5 Section III personality traits and the Minnesota Multiphasic Personality Inventory 2-Restructured Form (MMPI-2-RF) scales in a psychiatric patient sample. *Psychological Assessment, 27*, 801-815. [doi: 10.1037/pas0000096](https://doi.org/10.1037/pas0000096)
2. Anderson, J. L., Sellbom, M., Pymont, C., Smid, W., De Saeger, H. & Kamphuis, J. H. (2015). Measurement of DSM-5 Section II personality disorder constructs using the MMPI-2-RF in clinical and forensic samples. *Psychological Assessment, 27*, 786-800. [doi: 10.1037/pas0000103](https://doi.org/10.1037/pas0000103)
3. Arbisi, P. A., Sellbom, M., & Ben-Porath, Y. S. (2008). Empirical correlates of the MMPI-2 Restructured Clinical (RC) Scales in psychiatric inpatients. *Journal of Personality Assessment, 90*, 122-128. [doi: 10.1080/00223890701845146](https://doi.org/10.1080/00223890701845146)
4. Ayearst, L. E., Sellbom, M., Trobst, K. K., & Bagby, R. M. (2013). Evaluating the interpersonal content of the MMPI-2-RF Interpersonal Scales. *Journal of Personality Assessment, 95*, 187-196. [doi: 10.1080/00223891.2012.730085](https://doi.org/10.1080/00223891.2012.730085)
5. Benitez, A., & Gunstad, J. (2012). Poor sleep quality diminishes cognitive functioning independent of depression and anxiety in healthy young adults. *The Clinical Neuropsychologist, 26*, 214-223. [doi: 10.1080/13854046.2012.658439](https://doi.org/10.1080/13854046.2012.658439)
6. Block, A. R., Ben-Porath, Y. S., & Marek, R. J. (2013). Psychological risk factors for poor outcome of spine surgery and spinal cord stimulator implant: A review of the literature and their assessment with the MMPI-2-RF. *The Clinical Neuropsychologist, 27*, 81-107. [doi: 10.1080/13854046.2012.721007](https://doi.org/10.1080/13854046.2012.721007)
7. Block, A. R., Marek, R. J., Ben-Porath, Y. S., & Kukal, D. (2017). Associations between pre-Implant psychosocial factors and spinal cord stimulation outcome: Evaluation using the MMPI-2-RF. *Assessment, 24*, 60-70. [doi: 10.1177/1073191115601518](https://doi.org/10.1177/1073191115601518)
8. Block, A. R., Marek, R. J., Ben-Porath, Y. S., & Ohnmeiss, D. D. (2014). Associations between MMPI-2-RF scores, workers' compensation status, and spine surgery outcome. *Journal of Applied Biobehavioral Research, 19*, 248-267. [doi: 10.1111/jabr.12028](https://doi.org/10.1111/jabr.12028)
9. Brinker, J. K., Chin, Z. H., & Wilkinson, R. (2014). Ruminative thinking style and the MMPI-2-RF. *Personality and Individual Differences, 66*, 102-105. [doi: 10.1016/j.paid.2014.03.001](https://doi.org/10.1016/j.paid.2014.03.001)
10. Burchett, D. L., & Ben-Porath, Y. S. (2010). The impact of over-reporting on MMPI-2-RF substantive scale score validity. *Assessment, 17*, 497-516. [doi: 10.1177/1073191110378972](https://doi.org/10.1177/1073191110378972)
11. Cox, A., Courrage, S. C., Felder, A. H., & Weed, N. C. (2017). Effects of augmenting response options of the MMPI-2-RF: An extension of previous findings. *Cogent Psychology, 4*, 1323988. [doi: 10.1080/23311908.2017.1323988](https://doi.org/10.1080/23311908.2017.1323988)

 When viewed on an internet-enabled device, the doi numbers provide hyperlinked access to the publisher's website for each article.

12. Cox, A, Pant, H., Gilson, A. N., Rodriguez, J. L., Young, K. R., Kwon, S., & Weed, N. C., (2012). Effects of augmenting response options on MMPI-2 RC Scale psychometrics. *Journal of Personality Assessment, 94*, 613-619. [doi: 10.1080/00223891.2012.700464](https://doi.org/10.1080/00223891.2012.700464)
13. Finn, J. A., Ben-Porath, Y. S., & Tellegen, A. (2015). Dichotomous versus polytomous response options in psychopathology assessment: Method or meaningful variance? *Psychological Assessment, 27*, 184-193. [doi: 10.1037/pas0000044](https://doi.org/10.1037/pas0000044)
14. Forbey, J. D., Arbisi, P. A., & Ben-Porath, Y. S. (2012). The MMPI-2 computer adaptive version (MMPI-2-CA) in a VA medical outpatient facility. *Psychological Assessment, 24*, 628-639. [doi: 10.1037/a0026509](https://doi.org/10.1037/a0026509)
15. Forbey, J. D., & Ben-Porath, Y. S. (2008). Empirical correlates of the MMPI-2 Restructured Clinical (RC) Scales in a non-clinical setting. *Journal of Personality Assessment, 90*, 136-141. [doi: 10.1080/00223890701845161](https://doi.org/10.1080/00223890701845161)
16. Forbey, J. D., Ben-Porath, Y. S., & Gartland, D. (2009). Validation of the MMPI-2 Computerized Adaptive Version (MMPI-2-CA) in a correctional intake facility. *Psychological Services, 6*, 279-292. [doi: 10.1037/a0016195](https://doi.org/10.1037/a0016195)
17. Forbey, J. D., Lee, T. T. C., & Handel, R. W. (2010). Correlates of the MMPI-2-RF in a college setting. *Psychological Assessment, 22*, 737-744. [doi: 10.1037/a0020645](https://doi.org/10.1037/a0020645)
18. Franz, A. O., Harrop, T. M., & McCord, D. M. (2017). Examining the construct validity of the MMPI-2-RF Interpersonal Functioning Scales using the Computerized Adaptive Test of Personality Disorder as a comparative framework. *Journal of Personality Assessment, 99*, 416-423. [doi: 10.1080/00223891.2016.1222394](https://doi.org/10.1080/00223891.2016.1222394)
19. Haber, J. C., & Baum, L. J. (2014). Minnesota Multiphasic Personality Inventory-2 Restructured Form (MMPI-2-RF) Scales as predictors of psychiatric diagnoses. *South African Journal of Psychology, 44*, 439-453. [doi: 10.1177/0081246314532788](https://doi.org/10.1177/0081246314532788)
20. Handel, R. W., & Archer, R. P. (2008). An investigation of the psychometric properties of the MMPI-2 Restructured Clinical (RC) Scales with mental health inpatients. *Journal of Personality Assessment, 90*, 239-249. [doi: 10.1080/00223890701884954](https://doi.org/10.1080/00223890701884954)
21. Lee, Y. T. C., Graham, J. R., & Arbisi, P. A. (2017). The utility of MMPI-2-RF scale scores in differential diagnosis of Schizophrenia and Major Depressive Disorder. *Journal of Personality Assessment, 90*, 239-249. [doi: 10.1080/00223891.2017.1300906](https://doi.org/10.1080/00223891.2017.1300906)
22. Locke, D. E. C., Kirlin, K. A., Thomas, M. L., Osborne, D., Hurst, D. F., Drazkowsi, J. F., Sirven, J. I., & Noe, K. H. (2010). The Minnesota Multiphasic Personality Inventory-2-Restructured Form in the epilepsy monitoring unit. *Epilepsy & Behavior, 17*, 252-258. [doi: 10.1016/j.yebeh.2009.12.004](https://doi.org/10.1016/j.yebeh.2009.12.004)
23. Locke, D. E. C., Kirlin, K. A., Wershba, R., Osborne, D., Drazkowski, J. F., Sirven, J. I., & Noe, K. H. (2011). Randomized comparison of the Personality Assessment Inventory and the Minnesota Multiphasic Personality Inventory-2 in the epilepsy monitoring unit. *Epilepsy & Behavior, 21*, 397-401. [doi: 10.1016/j.yebeh.2011.05.023](https://doi.org/10.1016/j.yebeh.2011.05.023)

24. Marek, R. J., Ben-Porath, Y. S., Epker, J. T., Kreymer, J. K., & Block, A. R. (under review). Reliability and Validity of the Minnesota Multiphasic Personality Inventory-2-Restructured Form (MMPI-2-RF) in Spine Surgery and Spinal Cord Stimulator Samples.
25. Marek, R. J., Block, A. R., & Ben-Porath, Y. S. (2015). The Minnesota Multiphasic Personality Inventory-2-Restructured Form (MMPI-2-RF): Incremental validity in predicting early post-operative outcomes in spine surgery candidates. *Psychological Assessment*, 27, 114-124. doi: [10.1037/pas0000035](https://doi.org/10.1037/pas0000035)
26. Marek, R. J., Block, A. R., & Ben-Porath, Y. S. (under review). The adverse impact of psychosocial factors on spine surgery procedures is mitigated by patient activation.
27. McCord, D. M., & Drerup, L. C. (2011). Relative practical utility of the Minnesota Multiphasic Personality Inventory-2 Restructured Clinical Scales versus the Clinical Scales in a chronic pain patient sample. *Journal of Clinical and Experimental Neuropsychology*, 33, 140-146. doi: [10.1080/13803395.2010.495056](https://doi.org/10.1080/13803395.2010.495056)
28. Menton, W. H., Crighton, A. H., Tarescavage, A. M., Marek, R. J., Hicks, A. D., & Ben-Porath, Y. S. (2017). Equivalence of laptop and tablet administrations of the Minnesota Multiphasic Personality Inventory-2 Restructured Form. *Assessment*. doi: [0.1177/1073191117714558](https://doi.org/0.1177/1073191117714558)
29. Sellbom, M., Bagby, R. M., Kushner, S., Quilty, L. C., & Ayearst, L. E. (2011). Diagnostic construct validity of the MMPI-2 Restructured Form (MMPI-2-RF) scale scores. *Assessment*, 19, 176-186. doi: [10.1177/1073191111428763](https://doi.org/10.1177/1073191111428763)
30. Sellbom, M., Ben-Porath, Y. S., & Graham, J. R. (2006). Correlates of the MMPI-2 Restructured Clinical (RC) Scales in a college counseling setting. *Journal of Personality Assessment*, 86, 89-99. doi: [10.1207/s15327752jpa8601_10](https://doi.org/10.1207/s15327752jpa8601_10)
31. Sellbom, M., Graham, J. R., & Schenk, P. (2006). Incremental validity of the MMPI-2 Restructured Clinical (RC) Scales in a private practice sample. *Journal of Personality Assessment*, 86, 196-205. doi: [10.1207/s15327752jpa8602_09](https://doi.org/10.1207/s15327752jpa8602_09)
32. Shkalim, E. (2015). Psychometric evaluation of the MMPI-2/MMPI-2-RF Restructured Clinical Scales in an Israeli sample. *Assessment*, 22, 607-618. doi: [10.1177/1073191114555884](https://doi.org/10.1177/1073191114555884)
33. Simms, L. J., Casillas, A., Clark, L. A., Watson, D., & Doebbeling, B. I. (2005). Psychometric evaluation of the Restructured Clinical Scales of the MMPI-2. *Psychological Assessment*, 17, 345-358. doi: [10.1037/1040-3590.17.3.345](https://doi.org/10.1037/1040-3590.17.3.345)
34. Tarescavage, A. M., Scheman, J., & Ben-Porath, Y. S. (2015). Reliability and validity of the Minnesota Multiphasic Personality Inventory-2-Restructured Form (MMPI-2-RF) in evaluations of chronic low back pain patients. *Psychological Assessment*, 27, 433-446. doi: [10.1037/pas0000056](https://doi.org/10.1037/pas0000056)
35. Tellegen, A., & Ben-Porath, Y. S. (2008/2011). *The Minnesota Multiphasic Personality Inventory-2-Restructured Form (MMPI-2-RF): Technical manual*. Minneapolis: University of Minnesota Press.

36. Thomas, M. L., & Locke, D. E. C. (2010). Psychometric properties of the MMPI-2-RF Somatic Complaints (RC1) Scale. *Psychological Assessment*, 22, 492-503. [doi: 10.1037/a0019229](https://doi.org/10.1037/a0019229)
37. Van der Heijden, P. T., Egger, J. I. M., Rossi, G., Grundel, G., & Derksen, J. J. L. (2013). The MMPI-2 Restructured Form and the standard MMPI-2 Clinical Scales in relation to DSM-IV. *European Journal of Psychological Assessment*, 29, 182-188. [doi: 10.1027/1015-5759/a000140](https://doi.org/10.1027/1015-5759/a000140)

End of Report

SAMPLE

ITEM RESPONSES

1: 2 2: 2 3: 2 4: 2 5: 2 6: 2 7: 1 8: 1 9: 2 10: 2
11: 2 12: 2 13: 2 14: 2 15: 2 16: 1 17: 2 18: 1 19: 1 20: 2
21: 2 22: 2 23: 2 24: 2 25: 2 26: 2 27: 2 28: 2 29: 2 30: 2
31: 1 32: 2 33: 2 34: 2 35: 2 36: 2 37: 2 38: 2 39: 2 40: 2
41: 2 42: 2 43: 2 44: 1 45: 2 46: 2 47: 1 48: 2 49: 1 50: 2
51: 1 52: 1 53: 1 54: 2 55: 1 56: 2 57: 2 58: 2 59: 1 60: 2
61: 2 62: 1 63: 2 64: 2 65: 2 66: 1 67: 2 68: 2 69: 2 70: 1
71: 2 72: 1 73: 2 74: 2 75: 2 76: 2 77: 2 78: 2 79: 2 80: 1
81: 2 82: 2 83: 1 84: 2 85: 2 86: 2 87: 2 88: 2 89: 2 90: 2
91: 1 92: 2 93: 2 94: 1 95: 1 96: 2 97: 2 98: 1 99: 2 100: 1
101: 2 102: 2 103: 2 104: 1 105: 1 106: 2 107: 2 108: 2 109: 2 110: 2
111: 2 112: 2 113: 2 114: 1 115: 2 116: 2 117: 2 118: 1 119: 2 120: 2
121: 2 122: 2 123: 1 124: 2 125: 1 126: 1 127: 2 128: 1 129: 2 130: 2
131: 2 132: 2 133: 2 134: 1 135: 2 136: 2 137: 2 138: 2 139: 2 140: 1
141: 2 142: 2 143: 2 144: 1 145: 2 146: 2 147: 2 148: 2 149: 2 150: 2
151: 2 152: 2 153: 2 154: 2 155: 2 156: 1 157: 2 158: 2 159: 2 160: 2
161: 2 162: 2 163: 1 164: 2 165: 2 166: 2 167: 1 168: 2 169: 2 170: 2
171: 2 172: 2 173: 2 174: 1 175: 2 176: 2 177: 2 178: 2 179: 2 180: 1
181: 2 182: 2 183: 1 184: 2 185: 1 186: 1 187: 2 188: 2 189: 1 190: 2
191: 2 192: 2 193: 2 194: 2 195: 1 196: 2 197: 2 198: 2 199: 1 200: 2
201: 2 202: 2 203: 2 204: 1 205: 2 206: 2 207: 2 208: 2 209: 1 210: 2
211: 1 212: 1 213: 2 214: 2 215: 2 216: 2 217: 2 218: 2 219: 1 220: 2
221: 1 222: 2 223: 2 224: 2 225: 2 226: 2 227: 2 228: 2 229: 2 230: 1
231: 2 232: 2 233: 2 234: 2 235: 2 236: 2 237: 1 238: 2 239: 2 240: 2
241: 2 242: 2 243: 2 244: 2 245: 2 246: 1 247: 1 248: 2 249: 1 250: 2
251: 2 252: 2 253: 2 254: 1 255: 2 256: 2 257: 2 258: 1 259: 2 260: 2
261: 2 262: 2 263: 2 264: 2 265: 2 266: 2 267: 2 268: 2 269: 2 270: 2
271: 2 272: 2 273: 2 274: 2 275: 2 276: 2 277: 1 278: 1 279: 2 280: 2
281: 2 282: 2 283: 1 284: 2 285: 2 286: 2 287: 2 288: 2 289: 2 290: 1
291: 2 292: 2 293: 1 294: 2 295: 2 296: 2 297: 2 298: 2 299: 2 300: 2
301: 2 302: 2 303: 2 304: 2 305: 2 306: 2 307: 2 308: 2 309: 1 310: 2
311: 2 312: 2 313: 2 314: 2 315: 2 316: 2 317: 2 318: 2 319: 1 320: 2
321: 2 322: 2 323: 1 324: 1 325: 1 326: 2 327: 2 328: 2 329: 2 330: 2
331: 2 332: 2 333: 2 334: 2 335: 2 336: 2 337: 2 338: 1